

# ENR THE TOP 400

Overview p. 56 // 2020-21 at a Glance p. 56 // Profitability Analysis p. 56 // Revenue Volume p. 56 // Backlog Analysis p. 56 // Markets' Share of Total Revenue p. 57 // Domestic Staff Hiring p. 57 // International Staff Hiring p. 57 // International Market Analysis p. 58 // A Decade of Contracting Revenue p. 58 // Petroleum Fizzles p. 60 // Top 400 Dialogue p. 62 // Top 20 by Sector pp. 64, 66 // Sukut Moves Earth in Redlands, Calif. p. 68 // Top 100 by New Contracts p. 70 // Top 50 Contractors Working Abroad p. 72 // Top 50 Domestic Heavy Contractors p. 74 // Top 50 Domestic General Building Revenue p. 75 // How to Read the Tables p. 75 // Top 400 List p. 77 // Where To Find the Top 400 // p. 87

## CATCHING RAYS

Burns & McDonnell (No. 45) began construction on a 50-MW solar farm in Troy, Ind. The project consists of about 150,000 solar panels covering 300 acres.



PHOTO COURTESY BURNS & MCDONNELL

NUMBER 45

## The Pandemic's Second Act

Many ENR Top 400 Contractors plan a return to normal, but will the COVID-19 vaccine be a shot in the arm or a shot in the dark? By Emell Adolphus



Last year, as the world came apart, contractors hatched a plan to come together. Determined to keep jobsites open and deemed essential around the U.S., a group of construction contractors partnered on turnkey COVID-19 prevention protocols for all companies to use. As statewide pandemic policies changed overnight, these competing firms focused less on winning and turned to the challenge of stopping everyone from losing.

“We do quite a bit of importing from China, so we definitely had an early pulse that COVID-19 was going to negatively impact the U.S. the way it tremendously did,” says Bob Clark, executive chairman of Clayco, a Chicago-based company that operates 13 hours behind China. In a “barrage of phone calls” and “feverish” 20-hour workdays, he says the company brought customers, craftworkers, the Centers for Disease Control and Prevention (CDC), competing firms and even the White House to the decision-making table in real time.

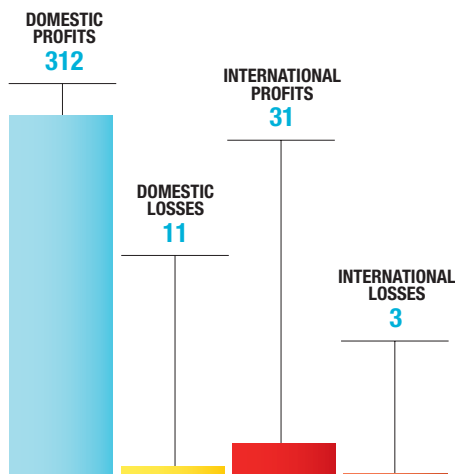
“Our safety people led those calls,” Clark explains. “We wanted a working document in which we all had

input—because the next step was to go to various governors to approve our guidelines,” he adds. “It was a trying time. It was very fast-paced, really long days, but it was really worth it.”

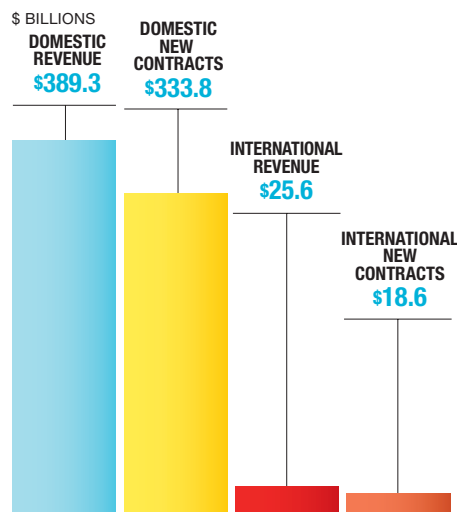
This year’s Top 400 Contractors revenue results don’t immediately show how virus prevention methods changed productivity among firms. But numbers do show that securing construction’s essential status helped contractors avoid devastating losses. Despite the pandemic, aggregate 2020 revenue for the Top 400 reached \$414.88 billion, 0.12% more than on last year’s list—another record year, albeit by a small margin.

## 2020-21 at a Glance

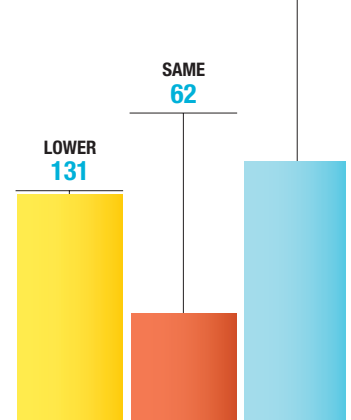
### NUMBER OF FIRMS REPORTING PROFITABILITY



### VOLUME

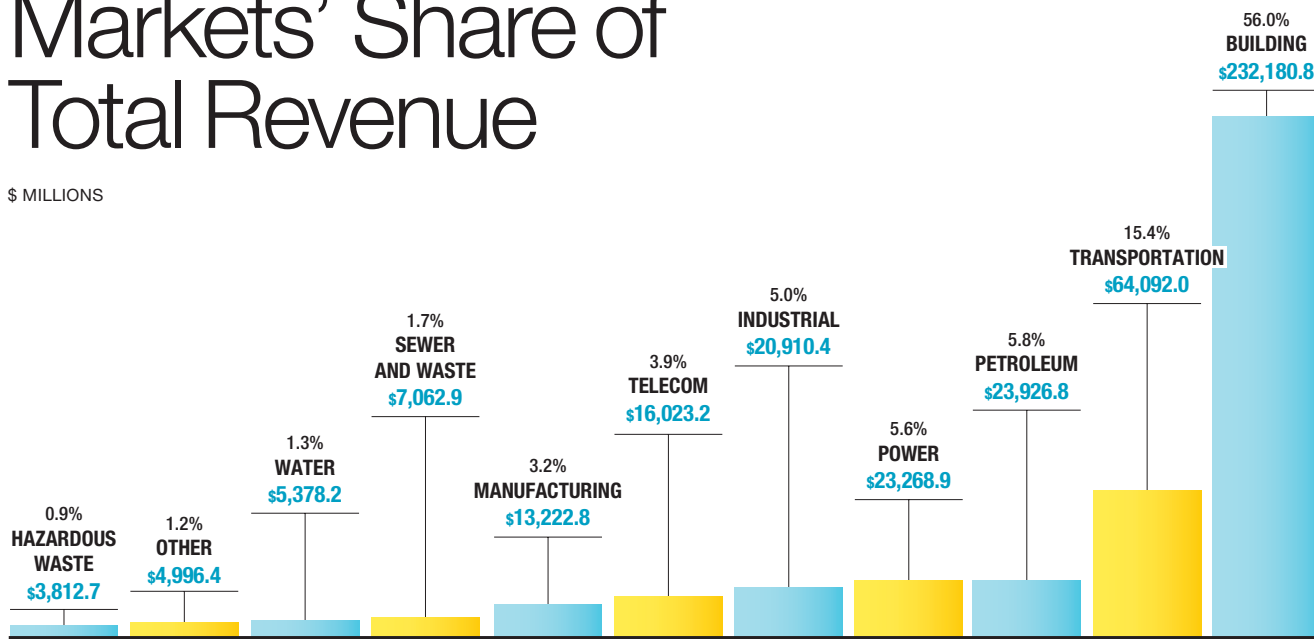


### NUMBER OF FIRMS REPORTING SIZE OF BACKLOG



# Markets' Share of Total Revenue

\$ MILLIONS



ONLY INCLUDES DATA FROM FIRMS ON THE TOP 400 LIST.

Contractors expect increased vaccinations to revive markets, but the vaccine is far from being a panacea for construction's looming workforce shortages. Entering the pandemic's second act, contractors are searching for solid footing in uncertain times.

## Open for Business

The new normal arrived overnight. Top 400 firms reported moving thousands of employees off site and online in days. "Like most companies, we learned that our office support staff could work remotely without a significant impact to productivity," says Scott Parrish, president at water and wastewater construction contractor Garney. After an initial work-from-home culture shock, many firms dug into different ways to unite employees remotely. Video conferencing software and daily project management platforms such as Microsoft Teams, Slack, monday.com and Trello helped office operations come together in the cloud.

On the ground, project management software brought collaborators and project stakeholders together from a safe distance. "Aside from using Microsoft Teams to chat, collaborate and meet, we've

**378**

Firms on the list also sent in surveys in 2020.

**60.7%**

Firms with fewer new contracts in 2020.

**55.2%**

Firms reporting revenue increased from 2019-20.

invested heavily in Autodesk BIM 360 for project management and have scaled up to encompass the vast majority of our projects over the past 18 months," says Chuck Binkowski, COO and executive vice president at Barton Malow Holdings. "We've also invested in tools such as Textura to add more transparency to our pay request process."

An ecosystem of new and existing project management and cloud-based applications also bolstered remote business operations for many firms.

"The scale and the complexity of the projects in our marketplace have made collaboration necessary for a successful project," explains John Cowles, COO of Hathaway Dinwiddie Construction Co. "Simply put, today's projects cannot be completed without a team environment and the easy exchange of information among stakeholders. We use a variety of programs including Procure and Autodesk BIM 360 Collaborate Pro to freely exchange information through the team."

Hardware in the form of personal protective equipment (PPE) for craftworkers was an unexpected cost for many firms initially. But face masks, hand sanitizer and increased hygiene stations now are commonplace. Among jobsite participants, limiting contact points

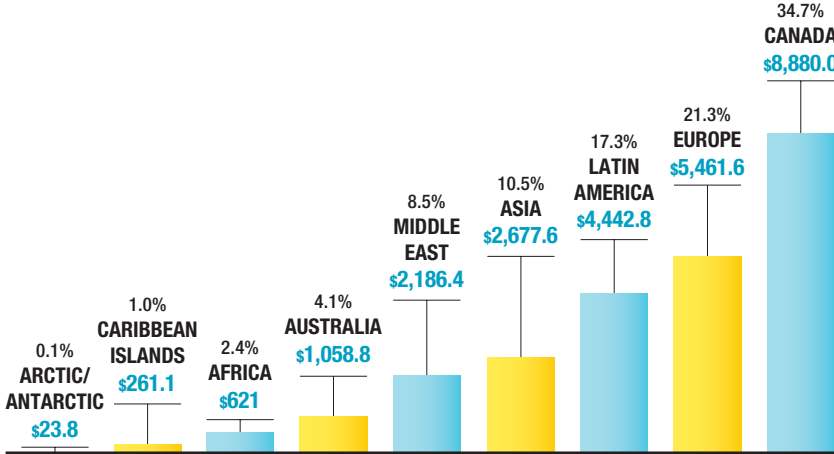


SOURCE: ENR

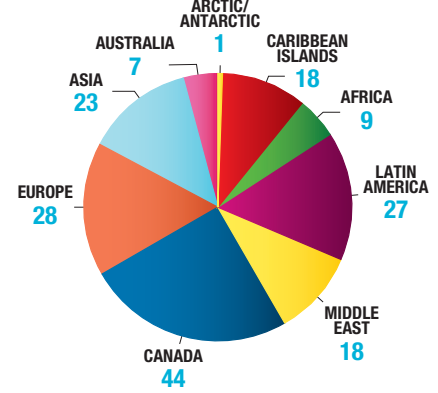
ONLY INCLUDES DATA FROM FIRMS ON THE TOP 400 LIST.

# International Market Analysis

\$ MILLIONS  
SOURCE: ENR



NUMBER OF FIRMS IN EACH REGION



\*DATA FOR ASIA AND AUSTRALIA HAD BEEN REPORTED TOGETHER IN PREVIOUS YEARS.

became part of project planning. “When it comes to hardware, we’ve deployed field kiosks to each jobsite so everyone can access the current documents,” says Binkowski. To keep jobsite workers current on health screenings, Moss Construction deployed JobSiteCare, a physician-led telehealth platform that provides immediate triage, diagnosis and guided treatment services for ill or injured workers. “In 2019, we introduced JobSiteCare as a pilot program for teams on our solar energy projects, which tend to be in remote locations,” explains CEO Scott Moss. “We were delighted to find that employees and subcontractors participating in the pilot program were extremely happy with the rapid and personalized health care they were getting. Better yet, they were experiencing better medical outcomes and returning to work faster.”

As a preemptive strike against the pandemic, JobSiteCare was made available to all Moss employees and subcontractors. “We quickly adopted industry and CDC guidelines and designated a COVID-19 coordinator for every jobsite to ensure compliance and a safe environment,” says Moss. Over the year, JobSiteCare treated 1,579 workers on site, 70% of which were subcontractors. “The team’s physicians and staff managed workers’ cases from start to finish, leading to maximum medical improvement as quickly as possible while en-



**“We quickly adopted industry and CDC guidelines and designated a COVID-19 coordinator for every jobsite to ensure compliance and a safe environment.”**

Scott Moss,  
CEO, Moss  
Construction

suring optimal local and federal OSHA compliance.” Lost time incidents were reduced by 75%.

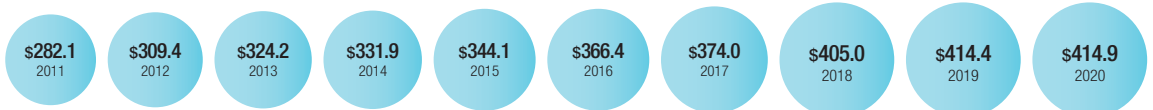
### Abundant Backlogs

Despite initial jobsite disruptions, most Top 400 general contractors and construction management companies leaned on projects in their pipelines to keep 2020 revenue strong. A majority of firms reported backlog abundance from a strong 2019. More than a few mid-size firms report backlogs that can carry them as far as second quarter of 2022. Larger firms report backlogs lasting well into 2023. Quickly implementing CDC guidelines saved many firms from having to furlough, lay off or cut staff.

“Following the CDC guidelines was absolutely crucial to our survival last year. It really saved us because we weren’t going to have a business without it,” says Turner Construction Co. President and CEO Peter Davoren. “So we were able to continue to function all through COVID after a slippery slope in the second quarter of last year.” Collaborating with competing contractors early on helped firms figure out their options. “It was an interesting dynamic,” he adds. “You would talk to one competitor, who would say, ‘Well we are just concentrating on letting people go and furloughing people.’ Other

### COMPARING THE PAST DECADE’S CONTRACTOR REVENUE

\$ BILLIONS  
SOURCE: ENR



companies were saying no, we have to figure out this CDC [guidance].” Davoren says that Clayco executives Bob Clark and Russ Burns “gave us information about what they were doing. We reciprocated, so we shared that information to keep people together.”

No one left behind and no one out of a job was the goal, says Davoren. “Turner has 10,000 employees; we employ about 120,000 construction workers. We didn’t want to see anyone go to the unemployment line. Next thing you know, competitors are talking to each other all the time and we were collaborating on how to make the industry better.”

Those firms included Clayco, the Walsh Group,

Kiewit, AECOM Hunt and Tishman, Gilbane, McKissack, Mortenson, DPR Construction, McCarthy and Clark, among others, according to Davoren.

“They were all vocal about what they were doing, and we were all learning from each other. It was quite an extraordinary event” to have so many contractors working together, Davoren says. “Our industry was able to trip, fall, get up, brush itself off, and continue to build [what] we set out to build from the beginning. It was really one of the more profound things that I’ve ever seen our industry do.”

### Hard Numbers

The median revenue for Top 400 listed contractors jumped to \$501.9 million in 2020 from \$492 million in 2019. Nearly half of the Top 50 firms increased revenue while upper middle-tier firms stayed strong. Revenue from mid-tier firms generally outpaced firms at the same ranks last year. Of the 150 firms ranked between numbers 150 and 300, 138 had more revenue than that group had last year.

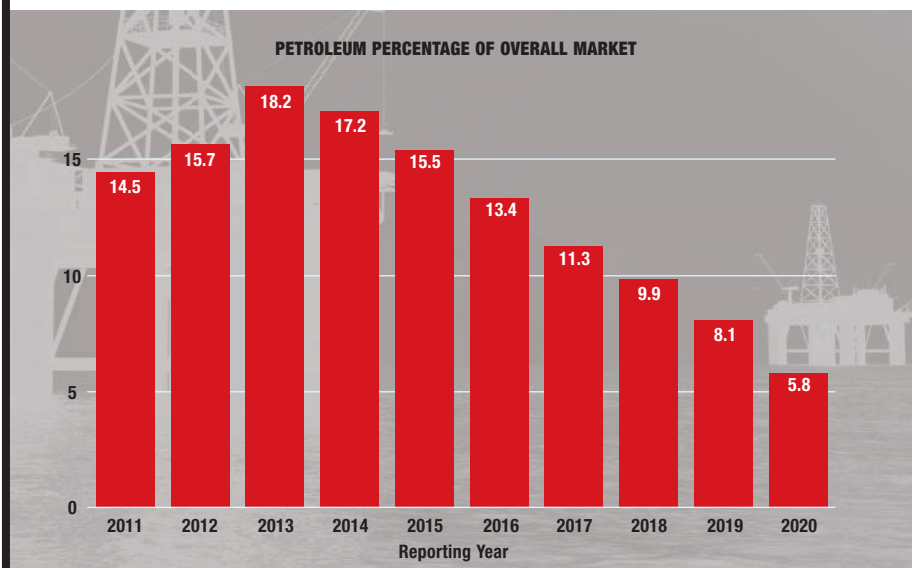
Several firms ranked last year did not participate in this year’s ranking for various reasons. SNC-Lavalin Inc. says it has chosen to focus on higher-margin engineering services and exit fixed-price construction after losses last year.

Houston-based KBR Inc., which ranked at No. 35 last year, told ENR that its current structure as a “high-end solutions-oriented organization” no longer fit the survey profile. Also missing is McDermott International. Ranked No. 6 on the 2020 Top 400 list, ENR reported that the company filed for bankruptcy protection in January 2020. Emerging from Chapter 11 last summer, the company announced restructuring plans. Together, those firms’ revenue totaled \$10 billion on last year’s list. However, the return of Fluor Corp. and Worley to the Top 400 after not filing for the 2020 list more than made up for that revenue.

Half of the top 50 contractors

Long-term Trends | By Jonathan Keller

## Petroleum Fizzles



Over the past decade, most construction markets tracked by ENR have seen growth, or at least, relative stability for Top 400 firms. The notable exception is the petroleum market, which has shrunk from a high of \$59 billion in 2013 overall firm revenue to just over \$23 billion for reporting year 2020—a 59% drop. The 2021 list does not include McDermott International, last year’s top sector contractor with \$6.8 billion in revenue. The return of Fluor Corp. and Worley to the list provides \$4.6 billion in missing revenue. But even if McDermott revenue from last year’s ranking was added to the 2021 results, petroleum revenue still would have fallen by almost \$3 billion between 2019 and 2020.

The push for renewable energy appears to be driving much of petroleum’s decline. Revenue grew 185% between 2015 and 2019 among firms

ranked on the ENR Sourcebook wind submarket list, available at [enr.com/toplists](http://enr.com/toplists). The pandemic may have accelerated the trend.

“We’re starting to see owner companies use renewables and sustainability projects as one way to spend their capital wisely and for future investment,” says Dave Nispel, managing director of refining at Burns & McDonnell. Nispel sees long-term financial incentives of developing under-explored technologies such as green hydrogen.

Democratic lawmakers plan to introduce a bill creating a tax credit for sustainable aviation fuel. “The lower the carbon intensity score, the more credits the fuel receives,” says Nispel. “These incentives and market drivers are really opening the doors to further exploration of first-of-a-kind technologies.”

# The Top 400 Dialogue

What would you say continues to be the No. 1 request from project owners?

**45** | **MATT RALSTON, SENIOR VP**  
**BURNS & MCDONNELL**  
Kansas City, Mo.

In times of schedule pressure, uncertainty and variability, clients are looking for safe, predictable outcomes for their projects, regardless of industry. Early cost and schedule certainty is ultimately what clients want.



**44** | **SARA CARMODY, SENIOR VP**  
**HATHAWAY DINWIDDIE**  
San Francisco

The No. 1 issue for contractors is taking on increased design-related responsibility with more cost certainty; more cost certainty with less design certainty.



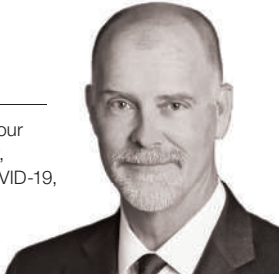
**6** | **JAMES DONAGHY, CHAIRMAN**  
**STO BUILDING GROUP**  
New York City

As clients contemplate future projects, their main concerns focus on impacts from the pandemic, especially to the schedule and budget, which continue to be impacted by supply chain delay and material cost escalation.



**11** | **MICHAEL MCKELVY, CEO**  
**GILBANE BUILDING CO.**  
Providence, R.I.

I would say that there are three areas that our customers seem highly focused on: safety, innovation and inclusion. As a result of COVID-19, we will see lasting change on our jobsites.



**51** | **STEPHEN GRAY, CEO**  
**GRAY CONSTRUCTION**  
Lexington, Ky.

Requests to increase the speed to market drive many projects. From greenfield to brownfield, line upgrades, automation and controls' integration, our customers are responding to a changing market.



What leading trends do you see in construction, labor and project delivery?

**55** | **SHELBY BARBIER, PRESIDENT**  
**BLACK & VEATCH**  
Overland Park, Kan.

The digitization of work continues to be a commanding trend across the industry. Today, every project has a digital component, e.g., digital twins, data analytics, data capture. We are investing more in modeling.



**104** | **TURNER BURTON, PRESIDENT**  
**HOAR CONSTRUCTION**  
Birmingham, Ala.

Modular and prefabricated construction elements are more popular. When the scope of the project allows for modular bathroom pods and prefabricated exterior skins to be cost effective, they solve a number of challenges.



**364** | **JOSEF RETTMAN, PRESIDENT**  
**NEI GENERAL CONTRACTING**  
Randolph, Mass.

COVID-19 has hampered and slowed down the productivity rate of almost all types of construction. There is no question that it is hampering all field activities across all of our projects.



**93** | **SCOTT PARRISH, PRESIDENT**  
**GARNEY**  
Kansas City, Mo.

We see trends in project delivery options that allow owners to consider factors beyond low price. Project size continues to grow, ensuring owners receive proposals from well-established contractors.



**355** | **ALAN R. ELIA JR., CEO**  
**SEVENSON**  
Niagara Falls, N.Y.

On the federal side, we see more regulations that allow government agencies to receive small-business credit. On the private side, we see a renewed push for liability transfer, and contractors and A&E firms taking "ownership."



# The Top 20 Contractors by Sector

1		TRANSPORTATION	
RANK		Top 20 Revenue: \$36.3 Billion Top 20 Market Share: 55.8%	
2021	2020		REVENUE IN \$ MIL.
1	2	TUTOR PERINI CORP.	3,324.9
2	1	KIEWIT CORP.	3,231.4
3	5	THE WALSH GROUP	3,004.6
4	4	SKANSKA USA	2,786.7
5	6	DRAGADOS	2,684.0
6	**	GRANITE CONSTRUCTION INC.	2,412.7
7	**	FERROVIAL US CONSTRUCTION CORP.	2,004.2
8	8	HENSEL PHELPS	1,982.8
9	7	COLAS INC.	1,910.0
10	3	BECHTEL	1,733.0
11	9	FLATIRON CONSTRUCTION	1,545.0
12	10	CLARK GROUP	1,298.6
13	**	FLUOR	1,266.1
14	12	THE TURNER CORP.	1,149.4
15	15	OHL USA INC.	1,078.0
16	14	LANE INDUSTRIES INC.	1,031.2
17	13	EUROVIA USA	1,018.7
18	18	AUSTIN INDUSTRIES	978.2
19	19	AMES CONSTRUCTION INC.	969.0
20	**	THE KOKOSING GROUP OF COS.	925.5

2		PETROLEUM	
RANK		Top 20 Revenue: \$22.7 Billion Top 20 Market Share: 94.1%	
2021	2020		REVENUE IN \$ MIL.
1	**	FLUOR	3,153.1
2	4	KIEWIT CORP.	2,410.5
3	3	TURNER INDUSTRIES GROUP LLC	2,270.9
4	2	BECHTEL	2,254.0
5	7	MICHEL'S CORP.	1,574.1
6	5	S&B ENGINEERS AND CONSTRUCTORS	1,546.7
7	**	WORLEY	1,507.4
8	9	WOOD	1,436.1
9	6	ZACHRY GROUP	1,389.7
10	10	PERFORMANCE CONTRACTORS INC.	1,074.1
11	8	STRIKE	967.0
12	12	MATRIX SERVICE CO.	570.8
13	15	AEGION CORP.	486.6
14	18	CAJUN INDUSTRIES HOLDINGS LLC	413.2
15	14	BURNS & MCDONNELL	409.1
16	17	APTIM	402.5
17	16	PCL CONSTRUCTION	313.7
18	**	AUSTIN INDUSTRIES	188.2
19	**	ASRC INDUSTRIAL SERVICES	169.6
20	**	BLACK & VEATCH	132.8

3		POWER	
RANK		Top 20 Revenue: \$18.4 Billion Top 20 Market Share: 78.4%	
2021	2020		REVENUE IN \$ MIL.
1	1	BECHTEL	3,980.0
2	2	KIEWIT CORP.	2,043.4
3	3	MORTENSON	1,922.0
4	6	INFRA. AND ENERGY ALTERNATIVES	1,206.5
5	8	SWINERTON	1,035.1
6	4	DAY & ZIMMERMANN	986.0
7	11	MICHEL'S CORP.	870.9
8	9	BLACK & VEATCH	718.7
9	7	BURNS & MCDONNELL	592.6
10	19	MOSS	532.8
11	16	JINGOLI - DCO	529.0
12	**	MCCARTHY HOLDINGS INC.	520.2
13	**	UNITED E&C INC.	509.1
14	20	DEPCOM POWER	489.2
15	18	ELECTRICAL CONSULTANTS INC.	463.3
16	**	FAGEN INC.	416.9
17	**	BARTON MALOW HOLDINGS LLC	408.2
18	**	PCL CONSTRUCTION	398.2
19	14	FERREIRA CONSTRUCTION CO. INC.	387.8
20	12	WOOD	348.6

LISTS MAY INCLUDE FIRMS WHO DO NOT APPEAR ON THE TOP 400.

increased revenue relative to last year. However, large firms still had their ups and downs, Bechtel being a standout among those firms. The company lost its long-held top spot on the Top 400 list after revenue declined in nearly all of its market sectors. In a statement released March 31 along with the firm's annual report, CEO Brendan Bechtel deemed 2020 "the toughest in our company's history." Total revenue fell to \$17.6 billion, down from \$21.8 billion in 2018, and less than half of the \$39.4 billion recorded in 2013. The firm's backlog also fell to \$36.7 billion from \$38.3 billion in 2019—just 35% of the \$104.4 billion noted on the company's books in 2010.

In the statement about its earnings, Bechtel said the company lowered its cost structure, "making us more competitive." Bechtel's portfolio includes infrastructure, mining and petrochemical markets, and numerous projects for oil-producing Middle East countries—which are subject to price risks.

The change in revenue reflects a change in direction for the company and its customers, says Bechtel President and COO Craig Albert, who took over operations last September. "I'm really proud of how we responded to it," says Albert, explaining that the company already had a pandemic response for projects



**"We have a really good safety culture in our company, and the industry has a good safety culture. I think that was a huge advantage."**

Craig Albert, COO of Bechtel

overseas. "We immediately established a pandemic committee. It's all about how you protect your people in the main offices, at the jobsites—your craft labor, your subcontractors," he adds. "It's almost a triage mode of just how do you protect people."

The contractor also focused on protecting customer projects and investments. "We have a really good safety culture in our company, and the industry has a good safety culture. I think that was a huge advantage," says Albert. "As far as our customer missions are concerned, we actually drove all of our work forward. We exceeded our financial operating plan, so we found ways to deliver." Included in that financial operating plan is Bechtel "allowing itself to get smaller."

Albert says that the company is "very careful about pursuing and winning work that we know we can execute, where the rewards outweigh the risks. The quality of our backlog is what allows that to happen." Albert adds that "if the market is conducive to being the biggest, then we are really happy with that. But if the market is not conducive to being the biggest, we're happy to not be the biggest."

A year of global hardships and political divisiveness reshaped Bechtel's idea of success. "In many ways it's a year you'd like to forget, but from a performance

# The Top 20 Contractors by Sector

4		INDUSTRIAL	
RANK		Top 20 Revenue: \$15.7 Billion Top 20 Market Share: 74.0%	
2021	2020	REVENUE IN \$ MIL.	
1	**	FLUOR	3,542.9
2	1	BECHTEL	2,814.0
3	4	DPR CONSTRUCTION	1,194.1
4	**	CRB	722.3
5	10	ALBERICI-FLINTCO	658.3
6	7	HASKELL	641.5
7	15	MIRON CONSTRUCTION CO. INC.	605.7
8	3	GRAY CONSTRUCTION	589.1
9	12	STELLAR	554.1
10	14	DENNIS GROUP	545.8
11	6	THE YATES COS. INC.	510.0
12	5	THE TURNER CORP.	505.2
13	2	CR MEYER	478.3
14	13	IPS-INTEGRATED PROJ. SERVICES LLC	402.2
15	11	GILBANE BUILDING CO.	401.7
16	20	KLINGER COS. INC.	363.0
17	**	WOOD	319.4
18	18	LENLEASE	314.4
19	**	ZACHRY GROUP	302.0
20	**	CLAYCO	277.0

5		TELECOMMUNICATIONS	
RANK		Top 20 Revenue: \$14.8 Billion Top 20 Market Share: 91.4%	
2021	2020	REVENUE IN \$ MIL.	
1	1	HOLDER CONSTRUCTION	2,593.0
2	2	THE WHITING-TURNER CONTR. CO.	1,709.9
3	4	DPR CONSTRUCTION	1,565.9
4	3	THE TURNER CORP.	1,508.6
5	6	HITT CONTRACTING INC.	1,053.8
6	**	FLUOR	909.7
7	5	FORTIS CONSTRUCTION INC.	860.0
8	7	BLACK & VEATCH	563.5
9	10	MORTENSON	558.3
10	9	STO BUILDING GROUP INC.	529.0
11	8	JE DUNN CONSTRUCTION GROUP	529.0
12	12	CLAYCO	507.0
13	14	CLUNE CONSTRUCTION	340.0
14	15	WALBRIDGE	285.9
15	**	CONGRUEX	247.0
16	19	THE WEITZ CO. & AFFILIATES	214.1
17	**	GRAY CONSTRUCTION	205.9
18	**	BRASFIELD & GORRIE L.L.C.	202.1
19	17	BECHTEL	187.0
20	13	HENSEL PHELPS	182.5

6		HAZARDOUS WASTE	
RANK		Top 20 Revenue: \$3.9 Billion Top 20 Market Share: 99.3%	
2021	2020	REVENUE IN \$ MIL.	
1	**	FLUOR	1,539.0
2	1	BECHTEL	1,172.0
3	3	APTIM	289.3
4	5	SEVENSON ENVIRONMENTAL SVCS	239.6
5	4	ENTACT	236.4
6	18	SUKUT CONSTRUCTION LLC	94.7
7	10	EA ENG'G SCIENCE AND TECH. INC.	46.8
8	**	CDM SMITH	38.9
9	2	ECC	35.2
10	14	BURNS & MCDONNELL	32.9
11	9	GILBANE BUILDING CO.	27.7
12	**	WILLIAMS INDUSTRIAL SERVICES	27.3
13	11	TURNER INDUSTRIES GROUP LLC	25.9
14	**	SNC-LAVALIN INC.	22.4
15	**	JINGOLI - DCO	15.0
16	17	PARSONS	13.0
17	6	GOODFELLOW BROS.	12.2
18	15	THE WINTER CONSTRUCTION CO.	12.0
19	13	HALEY & ALDRICH INC.	11.8
20	20	GZA	10.9

LISTS MAY INCLUDE FIRMS WHO DO NOT APPEAR ON THE TOP 400.

standpoint and what our people did, it ironically was a year to remember,” Albert says.

If there is one thing contractors learned from 2020 market performance, it's the importance of flexibility. Firms with flexible services, revenue streams, project deliveries and business operations pivoted early and reaped big rewards. COVID-19 collided with business-as-usual on levels that observers say won't be fully understood for generations. Now with post-pandemic life on the horizon, as vaccinations expand, firms have the shot in the arm they need to innovate.

### Better Ways

“The pandemic challenged us to find different and better ways for us to be successful in our industry,” says Stephen Gray, president and CEO of Gray Inc. Those “better ways” are here to stay. “Through creativity and flexibility, we found ways to continue being productive while keeping our team members safe,” he says.

Another firm that found strength in 2020's challenges is MW Builders. A strong company culture helped it pull through, says President Todd Winnerman. “This past year challenged our team along with the rest of the world, but through all of it, we've rallied around one another. All of our employee-owners dem-



“While [COVID-19 prevention protocols] have negatively affected productivity on jobsites accessed by vertical transportation, it also forced us to think differently.”

Dave Hall, CEO, Clune

onstrated tremendous determination, kindness and hard work.”

Winnerman adds, “We've only grown throughout the last year, and I think we came out of 2020 stronger as a company and as teammates.”

At Clune, COVID-19 prevention protocols have also improved company operations. While the pandemic “has negatively affected productivity on jobsites accessed by vertical transportation” due to social distancing on elevators and hoists for workers, says CEO Dave Hall, “it also forced us to think differently.” While safety “has always been our No. 1 focus, in the past 18 months, Clune has sped up some of our safety initiatives and increased the frequency of our safety training.”

With the recent CDC announcement that fully vaccinated people no longer need to wear face masks or social distance, contractors are entering the busy 2021 construction season with renewed optimism. As virus protocols ease, contractors expect a more flexible working model for jobsites and office operations.

“Workers are ready to come back, but under different conditions with more flexibility in their work locations and schedules,” says Bob Mullen, CEO of STO Building Group. “Many firms are gauging what other



companies do before committing to any changes," he points out. "The big takeaway, as we see it, is that flexibility will continue to be key. Whether that's a more fluid hoteling system in the office, the use of flex space facilities or other adjustments, workplaces must now accommodate more types of working than ever before and implement the technology to support employees both in the office and remote."

As some firms count the days until they can do away with social distancing, others acknowledge that getting back to normal is contingent on vaccination rates at their firms. Still, the COVID-19 vaccines won't cure construction's looming staffing gaps.

**The Big Short**

Many firms predict multitiered worker shortages will be the biggest 2021 challenge. After an initial vaccination boom, states now report surpluses of



**"Workers are ready to come back, but under different conditions with more flexibility in their locations and schedules."**

Bob Mullen, CEO, STO Building Group

vaccines as people refuse to take the shots or adopt a wait-and-see approach. Firms ponder whether this reluctance will slow the reopening of economies or if there will be enough vaccinated construction employees. Top 400 survey respondents say lower vaccination rates can increase risk of outbreaks, slow productivity, increase lead times and shortages and decrease project certainty.

On a jobsite, vaccinations should be considered another essential safety tool, says Clayco's Clark. "I think if people don't get vaccinated in larger numbers it will inhibit the urban cores to come back properly," he says. "This could have a very negative impact on the overall U.S. economy, which has not been factored into the market. We see vaccinations as a strong tool in our safety program. Vaccines are the safety harnesses of today."

Clark was an early proponent of COVID-19 vaccinations on jobsites.

The company then revealed plans to make them mandatory for all employees—with a few exemptions—so they could safely and physically return to work. Like most trends, a plan for similar policies began to take shape at other contracting firms. Then guidance from the U.S. Occupational Safety and Health Administration (OSHA) brought vaccination programs to a screeching halt.

Posted April 20 on its website, the agency advised that adverse employee reactions to the vaccine are recordable incidents at firms where vaccinations are mandatory. "The adverse reaction is recordable if it is a new case under [federal regulation] 29 CFR 1904.6 and meets one or more of the general recording criteria" in regulation 29 CFR 1904.7, OSHA wrote.

The news prompted contractors, including Clayco, to backstep and change mandates to "strongly encourage" employees to be vaccinated. OSHA's position, firms alleged, directly conflicted with President Joe Biden's wishes to increase vaccinations. But on May 20, the agency updated its position to say it would not enforce recording requirements until May 2022.

Landfill Excavation | By Emell Adolphus



Sukut Construction (**No. 313**) moves 2 million cu yd of material at a landfill excavation project in Redlands, Calif. Construction includes a desilting basin, two engineered stockpiles, 17 acres of composite geo-membrane liner, leachate collection and a stormwater system and paved haul road.

PHOTO COURTESY OF SUKUT CONSTRUCTION

# The Top 100 Contractors by New Contracts

RANK 2021		NEW CONTRACTS IN \$ MIL.	RANK 2021		NEW CONTRACTS IN \$ MIL.	RANK 2021		NEW CONTRACTS IN \$ MIL.
1	THE TURNER CORP.	15,028.00	36	LENLEASE	1,870.20	71	ALSTON CONSTRUCTION	1,100.00
2	STO BUILDING GROUP INC.	10,600.00	37	SOUTHLAND HOLDINGS LLC	1,801.00	72	PEPPER CONSTRUCTION	1,099.24
3	THE WHITING-TURNER CONTRACTING CO.	9,500.00	38	FORTIS CONSTRUCTION INC.	1,675.00	73	BL HARBERT INTERNATIONAL	1,085.49
4	FLUOR	9,004.90	39	FLATIRON CONSTRUCTION	1,664.03	74	CHOATE CONSTRUCTION CO.	1,085.00
5	DPR CONSTRUCTION	7,896.98	40	INFRA. AND ENERGY ALTERNATIVES	1,651.20	75	CLUNE CONSTRUCTION	1,078.00
6	KIEWIT CORP.	7,862.09	41	OKLAND CORP.	1,616.00	76	SELLEN CONSTRUCTION	1,058.00
7	GILBANE BUILDING CO.	6,800.07	42	GRAY CONSTRUCTION	1,614.27	77	THE CHRISTMAN CO.	1,055.00
8	MCCARTHY HOLDINGS INC.	6,554.77	43	BIG-D CONSTRUCTION	1,564.00	78	J.T. MAGEN & CO. INC.	1,032.70
9	HOLDER CONSTRUCTION	6,490.00	44	ECC	1,543.95	79	TRC COS.	1,030.75
10	HENSEL PHELPS	5,882.36	45	FH. PASCHEN	1,528.67	80	MWH CONSTRUCTORS INC.	1,029.90
11	SKANSKA USA	5,471.43	46	THE CONLAN COMPANY	1,523.60	81	GARNEY HOLDING CO.	1,020.59
12	CLARK GROUP	5,398.10	47	MESSER CONSTRUCTION CO.	1,488.00	82	DAVID E. HARVEY BUILDERS INC.	1,003.00
13	JE DUNN CONSTRUCTION GROUP	5,223.82	48	MOSS	1,431.75	83	AEGION CORP.	990.00
14	SWINERTON	5,026.00	49	AUSTIN INDUSTRIES	1,422.67	84	MCCOWNGORDON CONSTRUCTION	931.00
15	THE WALSH GROUP	4,988.00	50	PARSONS	1,393.42	85	THE WEITZ CO. & AFFILIATES	930.25
16	SUFFOLK CONSTRUCTION CO. INC.	4,741.00	51	STERLING CONSTRUCTION CO. INC.	1,370.00	86	PJ DICK - TRUMBULL - LINDY PAVING	918.10
17	CLAYCO	4,700.00	52	LEVEL 10 CONSTRUCTION	1,370.00	87	J.H. FINDORFF & SON INC.	914.00
18	BRASFIELD & GORRIE L.L.C.	4,579.36	53	SUNDT CONSTRUCTION INC.	1,344.84	88	JACOBSEN CONSTRUCTION CO. INC.	913.00
19	TUTOR PERINI CORP.	4,443.40	54	APTIM	1,339.60	89	MASCARO CONSTRUCTION CO. LP	910.98
20	PCL CONSTRUCTION	4,364.15	55	THE KOKOSING GROUP OF COS.	1,331.53	90	BARNARD CONSTRUCTION CO. INC.	910.79
21	MORTENSON	4,282.27	56	OHL USA INC.	1,316.00	91	WORLEY	900.00
22	BARTON MALOW HOLDINGS LLC	3,879.86	57	FCL BUILDERS LLC	1,275.00	92	ADOLFSON & PETERSON CONSTRUCTION	886.00
23	BALFOUR BEATTY US	3,789.00	58	CORE CONSTRUCTION GROUP	1,267.61	93	C.W. DRIVER COS.	878.43
24	BECHTEL	3,722.00	59	BLACK & VEATCH	1,265.26	94	TEICHERT CONSTRUCTION	866.10
25	MICHELS CORP.	3,704.20	60	THE MCSHANE COS.	1,260.07	95	THE CIANBRO COS.	857.54
26	BURNS & MCDONNELL	3,596.45	61	ZACHRY GROUP	1,256.32	96	TRAYLOR BROS. INC.	854.29
27	RYAN COS. US INC.	3,170.00	62	CONSIGLI CONSTRUCTION CO. INC.	1,247.00	97	RC ANDERSEN LLC	850.00
28	MICHAUD COOLEY ERICKSON	3,000.00	63	AMES CONSTRUCTION INC.	1,223.00	98	EUROVIA USA	843.22
29	ALBERICI-FLINTCO	2,949.53	64	CLANCY & THEYS CONSTRUCTION	1,200.00	99	SUMMIT CONTRACTING GROUP INC.	838.20
30	HITT CONTRACTING INC.	2,741.98	65	ROBINS & MORTON	1,200.00	100	HOAR CONSTRUCTION	829.26
31	ARCO CONSTRUCTION COS.	2,652.67	66	HATHAWAY DINWIDDIE CONSTR. CO.	1,200.00			
32	WALBRIDGE	2,157.46	67	TRUEBECK CONSTRUCTION	1,134.00			
33	DEVCON CONSTRUCTION INC.	2,000.00	68	MANHATTAN CONSTRUCTION GROUP	1,123.20			
34	THE YATES COS. INC.	1,925.20	69	SHAWMUT DESIGN AND CONSTRUCTION	1,103.00			
35	GRANITE CONSTRUCTION INC.	1,913.80	70	HUNTER ROBERTS GROUP LLC	1,100.00			

“We will reevaluate the agency’s position at that time to determine the best course of action moving forward,” OSHA said. Clark called the deferral “great news” in a local newspaper interview and plans to reinstate Clayco’s vaccine mandate.

The U.S. Equal Employment Opportunity Commission recently announced that it will create its own guidance for employee reactions to the emergency use-authorized vaccines and other return-to-the-workplace issues. Agency input is expected to help employers make decisions on vaccine protocols and decrease confusion over what is lawful and what isn’t. “In theory, vaccinations should restore normalcy to pre-COVID times and

## On the Web

For expanded content on the ENR Top Lists, see [ENR.com/toplists](http://ENR.com/toplists).

treat symptomatic people like the common flu,” says Alan R. Elia Jr., CEO of Severson Environmental Services. “However, managing vaccination information at the jobsites will be the challenge for management due to ... privacy concerns as well as potential discrimination claims against those who refuse to get vaccinated.”

While vaccines course their way through the construction workforce, shortages of raw building materials such as copper, lumber, iron pipe and steel are an immediate concern. Suffering under long lead times, some projects are shelved until further notice—putting firms back into a pandemic pause.

Material shortages are sounding an alarm for ev-

# The Top 50 Contractors Working Abroad

RANK 2021		REVENUE IN \$ MIL.	RANK 2021		REVENUE IN \$ MIL.	RANK 2021		REVENUE IN \$ MIL.
1	FLUOR	7,517.40	18	PARSONS	241.66	35	ECC	63.12
2	BECHTEL	3,778.00	19	MWH CONSTRUCTORS INC.	223.80	36	UNITED E&C INC.	60.80
3	PCL CONSTRUCTION	3,093.39	20	MICHELS CORP.	223.40	37	GOLDER	60.00
4	KIEWIT CORP.	1,318.88	21	FORTIS CONSTRUCTION INC.	218.00	39	BURNS & MCDONNELL	43.33
5	DRAGADOS	1,052.00	22	AEGION CORP.	213.89	40	BARTON MALOW HOLDINGS LLC	43.03
6	CBRE	773.00	23	RAILWORKS	206.80	41	WILLIAMS INDUSTRIAL SERVICES	35.70
7	THE TURNER CORP.	680.48	24	WALBRIDGE	188.14	42	AECOM	32.95
8	BL HARBERT INTERNATIONAL	645.88	25	FLATIRON CONSTRUCTION	169.19	43	WEEKS MARINE INC.	32.54
9	ALBERICI-FLINTCO	559.27	26	APTIM	162.30	44	GRAY CONSTRUCTION	32.39
10	STO BUILDING GROUP INC.	483.00	27	THE WEITZ CO. & AFFILIATES	158.03	45	CDM SMITH	32.23
11	CADDELL CONSTRUCTION CO. (DE) LLC	389.00	28	HASKELL	144.16	46	ZACHRY GROUP	31.52
12	TURNER & TOWNSEND	368.92	29	PERNIX GROUP INC.	111.69	47	LANE INDUSTRIES INC.	28.70
13	TUTOR PERINI CORP.	365.70	30	THE BECK GROUP	89.95	48	GREAT LAKES DREDGE & DOCK CO.	25.89
14	DPR CONSTRUCTION	347.58	31	SOUTHLAND HOLDINGS LLC	79.80	49	ARCO CONSTRUCTION COS.	23.78
15	BLACK & VEATCH	321.94	32	MATRIX SERVICE CO.	72.44	50	MANSON CONSTRUCTION CO.	22.10
16	WOOD	295.20	33	THE WALSH GROUP	72.11	51*	COMMERCIAL CONTRACTING CORP.	21.40
17	GILBANE BUILDING CO.	256.88	34	BARNARD CONSTRUCTION CO. INC.	68.31			

FIRMS ARE RANKED BY INTERNATIONAL REVENUE.

\*NO. 38 HAS BEEN REMOVED DUE TO AN ERROR IN REPORTING BY PAGE. NO. 51 WAS EXCLUDED DUE TO THAT ERROR.

everyone, explains Mark Luegering, senior vice president and COO of Messer Construction Co.

“Widespread materials price increases are certainly on everyone’s radar right now,” he explains. “From what we’re seeing, volatility is expected to continue through the second quarter for items such as reinforcing steel and mesh, cast iron pipe, lumber, insulation, copper electrical components, metal deck, steel joist, structural steel, pre-engineered metal buildings and roofing products.” Luegering notes that “price quotes have a shorter shelf life and shipping and delivery policies are strict, so we’re taking all of that into consideration in our operational and project planning.”

## Materials in Demand

Shortages could have a major impact on 2021 revenue going into 2022, says the executive. “These issues are being caused by high demand in the busy construction market and reduced production due to COVID shutdowns at plants—potentially impacting schedule and cost commitments.”

A March 2021 price index report by the Associated General Contractors of America further revealed the extent of supply shortages among contractors and construction managers. Of 1,419 contractors, the AGC survey found 52% faced delays due to shortages of materials, parts or equipment.

“Both today’s producer price index report and our survey results show that escalating materials costs and



“Outlook for the year does reflect the enduring COVID-19 uncertainty, but we have seen more momentum in awards in Q1 2021.”

Jason Wits,  
Senior VP, Wood  
Construction

lengthening delivery times are making life difficult for contractors and their customers, including ... facilities needed to get the economy back on track,” said AGC Chief Economist Ken Simonson in a statement about the survey results. He also shared that AGC has asked President Biden to consider removing tariffs on key material imports or to take steps to ease shortages through regulation.

“Outlook for the year does reflect the enduring COVID-19 uncertainty, but we have seen more momentum in awards in the first quarter of 2021,” says Jason Wits, senior vice president of Wood Construction. “We see relative strength in the built environment market that continues to mitigate lower project awards in conventional energy, process and chemicals. Overall, we have seen relatively little in the way of project cancellations or scope reductions to date, but we have seen some deferral of work and a slowdown in the pace of new order intake.”

Contractors face more rising costs when it comes to insuring risk for projects. Recent losses combined with the perils of the pandemic are driving increases, with insurance risk up 25% since 2018. According to brokerage firm Willis Towers Watson, umbrella insurance renewals, after limits are reached under other policies, are also increasing by 50% to 100% (see story, p. 18).

Loss history and project scope are major factors. Depending on the loss experience of a contractor, rates for general liability coverage renewals are 5% to 25%

# The Top 50 Domestic Heavy Contractors

RANK 2021	FIRM	REVENUE IN \$ MIL.	% OF TOTAL REVENUE			
			TRANSPORTATION	SEWER	HAZARDOUS WASTE	WATER
1	KIEWIT CORP.	3,708.1	28	4	0	5
2	THE WALSH GROUP	3,654.9	56	5	0	7
3	TUTOR PERINI CORP.	3,167.8	51	0	0	0
4	GRANITE CONSTRUCTION INC.	2,935.8	68	8	0	7
5	SKANSKA USA	2,815.3	43	0	0	0
6	FLUOR	2,747.8	29	0	37	0
7	FERROVIAL US CONSTRUCTION CORP.	2,109.3	85	0	0	4
8	HENSEL PHELPS	1,996.0	34	0	0	0
9	DRAGADOS	1,944.0	89	3	0	6
10	COLAS INC.	1,942.0	98	2	0	0
11	FLATIRON CONSTRUCTION	1,617.7	88	5	0	3
12	CLARK GROUP	1,400.0	22	2	0	0
13	LANE INDUSTRIES INC.	1,350.2	75	20	0	5
14	OHL USA INC.	1,268.0	79	4	0	10
15	BECHTEL	1,167.0	0	0	14	0
16	THE KOKOSING GROUP OF COS.	1,140.3	58	10	0	4
17	THE TURNER CORP.	1,135.7	8	0	0	0
18	BARNARD CONSTRUCTION CO. INC.	1,087.3	67	4	0	8
19	AMES CONSTRUCTION INC.	1,040.0	74	1	0	4
20	GARNEY HOLDING CO.	1,036.1	0	34	0	66
21	BALFOUR BEATTY US	1,032.4	16	4	0	1
22	ALLAN MYERS	1,025.7	79	16	0	5
23	EUROVIA USA (FKA THE HUBBARD GROUP INC.)	1,018.7	100	0	0	0
24	SOUTHLAND HOLDINGS LLC	1,003.7	55	18	0	19
25	AUSTIN INDUSTRIES	978.2	46	0	0	0
26	CONSTRUCTION PARTNERS	786.0	100	0	0	0
27	STERLING CONSTRUCTION CO. INC.	753.0	48	5	0	0
28	TEICHERT CONSTRUCTION	716.6	62	2	0	14
29	GREAT LAKES DREDGE & DOCK CO.	707.7	100	0	0	0
30	STACY AND WITBECK INC.	673.0	100	0	0	0
31	WILLIAMS BROTHERS CONSTRUCTION CO. INC.	668.4	100	0	0	0
32	WEEKS MARINE INC.	652.5	85	3	0	0
33	RAILWORKS	643.4	94	0	0	0
34	HOLDER CONSTRUCTION	639.0	16	0	0	0
35	AECOM	578.8	9	0	0	0
36	LAS VEGAS PAVING CORP.	560.0	100	0	0	0
37	MCCARTHY HOLDINGS INC.	532.4	6	5	0	0
38	PCL CONSTRUCTION	519.3	11	1	0	9
39	NEW ENTERPRISE STONE & LIME CO. INC.	508.3	100	0	0	0
40	PJ DICK - TRUMBULL - LINDY PAVING	498.5	48	0	0	0
41	SUNDT CONSTRUCTION INC.	496.7	19	13	0	0
42	F.H. PASCHEN	481.0	61	2	0	3
43	INFRASTRUCTURE AND ENERGY ALTERNATIVES INC.	471.5	27	0	0	0
44	TRAYLOR BROS. INC.	459.3	59	3	0	8
45	ZACHRY CONSTRUCTION CORP.	452.3	96	0	0	0
46	SUPERIOR CONSTRUCTION HOLDING CO. INC.	438.6	98	0	0	0
47	MANSON CONSTRUCTION CO.	436.0	98	0	0	0
48	APTIM	417.3	9	6	32	0
49	VECELLIO GROUP INC.	414.1	98	0	0	0
50	THE MIDDLESEX CORP.	410.3	95	0	0	0

FIRMS ARE RANKED BY THE TOTAL REVENUE FROM DOMESTIC MARKETS THAT INVOLVE PRIMARILY EARTHMOVING AND RELATED SKILLS, AND ARE PRIMARILY PUBLICLY FUNDED.

higher, with builders' risk up 5% to 20% and subcontractor default insurance costing 5% to 10% more, reports the brokerage firm. Excess casualty insurance coverage for loss of property, damage or other liabilities, including workers' compensation, is more complicated. Carriers are "pushing for pricing increases, deploying lower limits and increasing attachment points," says brokerage firm Marsh McLennan.

## What Clients Want

When asked about customers' No. 1 request, Top 400 Contractors overwhelmingly report that certainty of cost and project timeline led the list. Amid shortages, some firms are putting certainty back into projects through preconstruction planning.

"Owners are always looking for more certainty in a project, from schedule to quality to costs. That's why we're focused on improving the entire development process," says HOAR Construction President Turner Burton. "We collaborate with owners, architects, engineers and other stakeholders as early in the process as possible to find and resolve challenges before they appear and create more predictable outcomes for our clients. These preconstruction efforts are about more than estimating, and our building processes are about more than building safely with quality assurance."

No company can predict the future, but firms can be forward thinking about addressing shortages. When it comes to materials, KBE Building Corp. has also turned to preconstruction. "When we first caught wind of pending increases in steel costs and lead times, we worked with owners to allow for the pre-purchase of all the material ahead of time and billed for stored materials," explains James Culkin, executive vice president and COO. "That way, when the price increases did come, we were already locked in at the lower cost, preventing a bust or interruption in the project."

When it comes to labor shortages, many Top 400 contractors are taking an if-you-build-it-they-will-come approach by first focusing on company culture. But it will take long-term investments in diversity, equity and inclusion by the entire construction industry to make a difference, according to Drew Mucci, co-president of HITT Contracting.

"We spent months developing a vision based on four key principals with goals and actionable objectives that we launched publicly in April on HITT.com," says Mucci. "We believe in this work and plan to make intentional changes and investments that will shift our company and the building industry."

Recent headlines reveal that there is more work to be done. After a compliance review by the U.S. Department of Labor's Office of Federal Contract

# The Top 50 in Domestic Building/Mfg. Revenue

RANK 2021	RANK 2020		REVENUE IN \$ MIL.
1	1	THE TURNER CORP.	10,573.29
2	2	STO BUILDING GROUP INC.	6,927.00
3	3	THE WHITING-TURNER CONTR. CO.	6,444.63
4	4	AECOM	5,762.10
5	5	GILBANE BUILDING CO.	5,693.17
6	6	CLARK GROUP	4,360.14
7	7	BALFOUR BEATTY US	4,038.76
8	12	HENSEL PHELPS	3,699.27
9	15	SWINERTON	3,680.23
10	11	SUFFOLK CONSTRUCTION CO. INC.	3,655.60
11	10	DPR CONSTRUCTION	3,529.69
12	14	BRASFIELD & GORRIE LLC	3,515.44
13	9	MCCARTHY HOLDINGS INC.	3,415.37
14	23	RYAN COS. US INC.	3,283.00
15	8	SKANSKA USA	3,255.91
16	13	JE DUNN CONSTRUCTION GROUP	3,177.17
17	19	TUTOR PERINI CORP.	3,081.20

RANK 2021	RANK 2020		REVENUE IN \$ MIL.
18	17	CLAYCO	3,027.00
19	20	ARCO CONSTRUCTION COS.	2,423.65
20	**	KIEWIT CORP.	2,314.59
21	29	HOFFMAN CONSTRUCTION	2,276.00
22	18	MORTENSON	2,210.73
23	16	LENLEASE	2,157.80
24	25	DEVCON CONSTRUCTION INC.	2,000.00
25	22	HATHAWAY DINWIDDIE	1,907.87
26	38	THE CONLAN COMPANY	1,806.30
27	32	BARTON MALOW HOLDINGS LLC	1,789.69
28	21	PCL CONSTRUCTION	1,756.88
29	27	CONSIGLI CONSTRUCTION CO. INC.	1,742.00
30	26	THE YATES COS. INC.	1,736.60
31	35	DAVID E. HARVEY BUILDERS INC.	1,731.00
32	34	THE WALSH GROUP	1,597.67
33	39	ALSTON CONSTRUCTION	1,559.00
34	28	ALBERICI-FLINTCO	1,551.90

RANK 2021	RANK 2020		REVENUE IN \$ MIL.
35	46	OKLAND CORP.	1,500.50
36	31	HITT CONTRACTING INC.	1,459.47
37	24	WEBCOR	1,304.64
38	43	WALBRIDGE	1,279.85
39	37	J.T. MAGEN & CO. INC.	1,263.50
40	36	THE MCSHANE COS.	1,259.91
41	42	PEPPER CONSTRUCTION	1,238.35
42	33	SHAWMUT	1,234.69
43	49	CROSSLAND CONSTRUCTION CO. INC.	1,227.17
44	40	ADOLFSON & PETERSON	1,212.00
45	**	CORE CONSTRUCTION GROUP	1,201.22
46	47	ROBINS & MORTON	1,193.08
47	**	F.A. WILHELM CONSTRUCTION	1,186.00
48	**	MESSER CONSTRUCTION CO.	1,183.00
49	30	MANHATTAN CONSTRUCTION GROUP	1,164.25
50	48	CHOATE CONSTRUCTION CO.	1,074.07

FIRMS ARE RANKED BY TOTAL REVENUE FROM DOMESTIC GENERAL BUILDING AND MANUFACTURING.

Compliance Programs, Bechtel's oil, gas and chemicals division recently agreed to pay \$200,000 in back pay and interest to 22 female employees for pay disparities. A summary of the settlement is available at dol.gov.

In another case, Hathaway Dinwiddie agreed to pay \$725,000 to settle a racial harassment lawsuit filed by the EEOC on behalf of workers at a now completed California project. Dinwiddie denies the claims (see story, p. 22). Online retailer Amazon also recently shut down construction of a new warehouse in Windsor, Conn., managed by RC Andersen after an investigation uncovered seven noose-like ropes on site, according to multiple news reports.

Companies say that policies against racism, sexism and harassment can't exist in a vacuum and that

real change requires a pandemic-level response from all contractors. At ENR's Groundbreaking Women in Construction conference held in early May, Turner, DPR, Gilbane Building Co., McCarthy Building Cos. and Mortenson announced a coalition to take action against racism, hate and bias. The companies make up five of the top 20 contractors ranked this year.

"I think there was a very big wake-up moment during COVID. We were standing by and allowing things to happen," says Turner's Davoren. "Construction is hard enough" without having to deal with discrimination, he adds. "Now our industry is much more in a position to take action." ■

*Additional reporting by Jonathan Keller, Richard Korman and Jeff Yoders.*

## How to Read the Tables

**Companies** are ranked by construction revenue in 2020 in (\$ millions). Those with subsidiaries (†) are listed by company rank, which may be found on the ENR website at [www.ENR.com](http://www.ENR.com). Firms not ranked last year are designated as \*\*. Some markets may not add up to 100% due to omission of the "other" miscellaneous market category. NA = "not available."

**Figures** include prime construction contracts, shares of joint ventures, subcontracts, the construction portion of design-construct contracts and construction management-at-risk contracts when the firm's risks are similar to those of a general contractor. Figures also include the value of installed equipment when a firm has prime responsibility for specifying and procuring it within

the scope of its construction contract.

**General Building** includes commercial buildings, offices, stores, educational facilities, government buildings, hospitals, medical facilities, hotels, apartments, housing, etc.

**Manufacturing** includes auto assembly, electronic assembly, textile plants, etc.

**Power** includes thermal and hydroelectric power plants, waste-to-energy plants, transmission lines, substations, cogeneration plants, etc.

**Water Supply** includes dams, reservoirs, transmission pipelines, distribution mains, irrigation canals, desalination and potability treatment plants, pumping stations, etc.

**Sewerage / Solid Waste** includes sanitary and storm

sewers, treatment plants, pumping plants, incinerators, industrial waste facilities, etc.

**Industrial Process** includes pulp and paper mills, steel mills, non-ferrous metal refineries, pharmaceutical plants, chemical plants, food and other processing plants, etc.

**Petroleum** includes refineries, petrochemical plants, offshore facilities, pipelines, etc.

**Transportation** includes airports, bridges, roads, canals, locks, dredging, marine facilities, piers, railroads, tunnels, etc.

**Hazardous Waste** includes chemical and nuclear waste treatment, asbestos and lead abatement, etc.

**Telecommunications** includes transmission lines and cabling, towers and antennae, data centers and web hotels, etc.

RANK 2021	RANK 2020	FIRM	2020 REVENUE (\$ MIL)		2020 NEW CONTRACTS	GENERAL BUILDING	MANUFACTURING	POWER	WATER / SEWER / WASTE	INDUS. / PETROLEUM	TRANSPORTATION	HAZARDOUS WASTE	TELECOM	% CM-AT-RISK
			TOTAL	INT'L										
1	2	<b>THE TURNER CORP.</b> , New York, N.Y.	14,410.0	680.5	15,028.0	75	3	0	0	4	8	0	10	100
2	1	<b>BECHTEL</b> , Reston, Va.†	12,239.0	3,778.0	3,722.0	0	0	33	1	41	14	10	2	19
3	**	<b>FLUOR</b> , Irving, Texas†	11,672.4	7,517.4	9,004.9	8	0	3	0	57	11	13	8	2
4	5	<b>KIEWIT CORP.</b> , Omaha, Neb.†	11,200.7	1,318.9	7,862.1	21	0	18	9	22	29	0	0	13
5	4	<b>THE WHITING-TURNER CONTRACTING CO.</b> , Baltimore, Md.	8,718.3	0.0	9,500.0	73	1	1	1	3	2	0	20	71
6	7	<b>STO BUILDING GROUP INC.</b> , New York, N.Y.†	8,080.0	483.0	10,600.0	91	0	0	0	3	0	0	7	100
7	14	<b>TUTOR PERINI CORP.</b> , Sylmar, Calif.†	6,614.7	365.7	4,443.4	50	0	0	0	0	50	0	0	0
8	3	<b>AECOM</b> , Los Angeles, Calif.	6,568.5	33.0	NA	88	0	0	0	1	9	0	2	87
9	8	<b>SKANSKA USA</b> , New York, N.Y.†	6,535.1	0.0	5,471.4	41	9	1	0	4	43	0	1	46
10	12	<b>DPR CONSTRUCTION</b> , Redwood City, Calif.	6,458.0	347.6	7,897.0	55	1	0	0	18	1	0	24	85
11	10	<b>GILBANE BUILDING CO.</b> , Providence, R.I.†	6,404.6	256.9	6,800.1	89	1	0	0	7	1	0	2	85
12	13	<b>HENSEL PHELPS</b> , Greeley, Colo.	5,882.4	0.0	5,882.4	48	15	0	0	0	34	0	3	38
13	11	<b>CLARK GROUP</b> , Bethesda, Md.†	5,794.0	0.0	5,398.1	75	0	0	2	0	22	0	0	62
14	9	<b>PCL CONSTRUCTION</b> , Denver, Colo.†	5,671.6	3,093.4	4,364.2	70	0	7	5	8	9	0	0	37
15	16	<b>THE WALSH GROUP</b> , Chicago, Ill.	5,379.0	72.1	4,988.0	31	0	0	13	0	56	0	1	16
16	17	<b>BALFOUR BEATTY US</b> , Dallas, Texas†	5,075.8	1.5	3,789.0	79	0	0	4	0	16	0	0	71
17	18	<b>SWINERTON</b> , San Francisco, Calif.	5,046.9	0.0	5,026.0	73	0	21	0	0	7	0	0	70
18	15	<b>MORTENSON</b> , Minneapolis, Minn.†	4,815.2	6.6	4,282.3	41	5	40	0	0	2	0	12	48
19	19	<b>MCCARTHY HOLDINGS INC.</b> , St. Louis, Mo.†	4,700.7	0.0	6,554.8	73	0	11	5	3	6	0	2	62
20	21	<b>JE DUNN CONSTRUCTION GROUP</b> , Kansas City, Mo.	4,062.3	0.0	5,223.8	76	3	0	0	1	8	0	13	70
21	20	<b>HOLDER CONSTRUCTION</b> , Atlanta, Ga.	4,023.0	0.0	6,490.0	20	0	0	0	0	16	0	64	100
22	22	<b>BRASFIELD &amp; GORRIE LLC</b> , Birmingham, Ala.	3,967.2	0.0	4,579.4	82	6	1	1	2	2	0	5	8
23	23	<b>SUFFOLK CONSTRUCTION CO. INC.</b> , Boston, Mass.†	3,898.2	0.0	4,741.0	94	0	0	0	0	6	0	1	100
24	24	<b>CLAYCO</b> , Chicago, Ill.†	3,811.0	0.0	4,700.0	64	16	0	0	7	0	0	13	0
25	**	<b>GRANITE CONSTRUCTION INC.</b> , Watsonville, Calif.†	3,562.5	16.1	1,913.8	12	0	3	15	0	68	0	0	0
26	42	<b>RYAN COS. US INC.</b> , Minneapolis, Minn.	3,351.0	0.0	3,170.0	98	0	0	0	0	0	0	0	1
27	28	<b>DRAGADOS</b> , New York, N.Y.†	3,028.0	1,052.0	249.0	0	0	0	9	1	89	0	0	0
28	27	<b>MICHELS CORP.</b> , Brownsville, Wis.	2,979.2	223.4	3,704.2	2	0	29	4	53	10	0	1	0
29	29	<b>THE YATES COS. INC.</b> , Philadelphia, Miss.†	2,653.0	0.0	1,925.2	45	20	10	0	19	5	0	0	28
30	31	<b>ALBERICI-FLINTCO</b> , St. Louis, Mo.†	2,622.5	559.3	2,949.5	56	4	2	7	25	6	0	0	50
31	38	<b>HOFFMAN CONSTRUCTION</b> , Portland, Ore.†	2,602.0	0.0	NA	20	67	0	1	0	10	0	1	96
32	33	<b>HITT CONTRACTING INC.</b> , Falls Church, Va.	2,515.4	3.9	2,742.0	58	0	0	0	0	0	0	42	100
33	25	<b>LENLEASE</b> , New York, N.Y.†	2,472.2	0.0	1,870.2	87	0	0	0	13	0	0	0	82
34	37	<b>ARCO CONSTRUCTION COS.</b> , St. Louis, Mo.†	2,447.4	23.8	2,652.7	100	0	0	0	0	0	0	0	0
35	26	<b>TURNER INDUSTRIES GROUP LLC</b> , Baton Rouge, La.†	2,356.5	0.0	155.0	0	0	1	0	98	0	1	0	0
36	147	<b>FERROVIAL US CONSTRUCTION CORP.</b> , Austin, Texas†	2,354.9	0.0	798.9	7	4	0	4	0	85	0	0	0
37	46	<b>BARTON MALOW HOLDINGS LLC</b> , Southfield, Mich.†	2,336.5	43.0	3,879.9	58	19	17	0	5	1	0	0	71
38	30	<b>WOOD</b> , Houston, Texas	2,161.2	295.2	NA	2	0	16	0	81	0	0	0	0
39	32	<b>AUSTIN INDUSTRIES</b> , Dallas, Texas†	2,119.5	0.0	1,422.7	37	1	1	0	15	46	0	0	32
40	45	<b>DEVCON CONSTRUCTION INC.</b> , Milpitas, Calif.	2,000.0	0.0	2,000.0	100	0	0	0	0	0	0	0	0
41	34	<b>ZACHRY GROUP</b> , San Antonio, Texas†	1,973.2	31.5	1,256.3	0	0	14	0	86	0	0	0	0
42	43	<b>COLAS INC.</b> , Morristown, N.J.†	1,942.0	0.0	472.0	0	0	0	2	0	98	0	0	0
43	49	<b>WALBRIDGE</b> , Detroit, Mich.	1,912.3	188.1	2,157.5	17	59	3	0	4	2	0	15	35
44	40	<b>HATHAWAY DINWIDDIE CONSTRUCTION CO.</b> , San Francisco, Calif.	1,907.9	0.0	1,200.0	100	0	0	0	0	0	0	0	0
45	36	<b>BURNS &amp; MCDONNELL</b> , Kansas City, Mo.†	1,871.9	43.3	3,596.5	7	12	32	1	36	9	2	2	0
46	48	<b>FLATIRON CONSTRUCTION</b> , Broomfield, Colo.†	1,856.1	169.2	1,664.0	4	0	5	7	0	83	0	0	0
47	69	<b>THE CONLAN COMPANY</b> , Marietta, Ga.	1,806.3	0.0	1,523.6	100	0	0	0	0	0	0	0	0
48	56	<b>INFRASTRUCTURE AND ENERGY ALTERNATIVES INC.</b> , Indianapolis, Ind.†	1,752.9	0.0	1,651.2	0	0	69	0	2	27	0	0	0
49	51	<b>CONSIGLI CONSTRUCTION CO. INC.</b> , Milford, Mass.†	1,742.0	0.0	1,247.0	100	0	0	0	0	0	0	0	84
50	59	<b>DAVID E. HARVEY BUILDERS INC.</b> , Houston, Texas	1,731.0	0.0	1,003.0	100	0	0	0	0	0	0	0	80

# ENR THE TOP 400 CONTRACTORS

RANK 2021	RANK 2020	FIRM	2020 REVENUE (\$ MIL)		2020 NEW CONTRACTS	GENERAL BUILDING	MANUFACTURING	POWER	WATER / SEWER / WASTE	INDUS. / PETROLEUM	TRANSPORTATION	HAZARDOUS WASTE	TELECOM	% CM-AT-RISK
			TOTAL	INT'L										
51	53	GRAY CONSTRUCTION, Lexington, Ky.†	1,614.3	32.4	1,614.3	28	23	0	0	36	0	0	13	8
52	**	WORLEY, Houston, Texas†	1,602.7	0.0	900.0	0	0	3	1	94	0	0	0	4
53	54	THE KOKOSING GROUP OF COS., Westerville, Ohio†	1,593.2	0.0	1,331.5	16	0	2	13	4	58	0	1	23
54	62	OKLAND CORP., Salt Lake City, Utah†	1,592.5	0.0	1,616.0	93	1	0	0	0	6	0	0	99
55	41	BLACK & VEATCH, Overland Park, Kan.†	1,575.1	321.9	1,265.3	0	0	46	10	8	0	0	36	13
56	70	ALSTON CONSTRUCTION, Atlanta, Ga.	1,559.0	0.0	1,100.0	100	0	0	0	0	0	0	0	0
57	47	S&B ENGINEERS AND CONSTRUCTORS LTD., Houston, Texas†	1,546.7	0.0	45.9	0	0	0	0	100	0	0	0	0
58	52	SUNDT CONSTRUCTION INC., Tempe, Ariz.	1,521.1	0.0	1,344.8	49	11	1	13	0	19	0	7	50
59	77	BIG-D CONSTRUCTION, Salt Lake City, Utah†	1,511.0	0.0	1,564.0	64	1	0	1	15	18	0	0	100
60	39	WEBCOR, San Francisco, Calif.	1,509.2	0.0	1.4	86	0	0	5	0	8	0	0	92
61	72	MOSS, Fort Lauderdale, Fla.	1,501.3	0.0	1,431.8	62	0	35	0	0	2	0	0	100
62	76	MESSER CONSTRUCTION CO., Cincinnati, Ohio	1,481.0	0.0	1,488.0	80	0	0	0	6	14	0	0	67
63	87	BARNARD CONSTRUCTION CO. INC., Bozeman, Mont.†	1,443.6	68.3	910.8	0	0	18	12	6	64	0	0	1
64	81	STERLING CONSTRUCTION CO. INC., The Woodlands, Texas†	1,427.0	0.0	1,370.0	47	0	0	5	0	48	0	0	1
65	44	MANHATTAN CONSTRUCTION GROUP, Tulsa, Okla.†	1,417.8	0.0	1,123.2	82	0	0	0	2	16	0	0	62
66	66	CROSSLAND CONSTRUCTION CO. INC., Columbus, Kan.	1,411.0	0.0	NA	83	4	0	6	0	7	0	0	23
67	60	J.T. MAGEN & CO. INC., New York, N.Y.†	1,391.1	0.0	1,032.7	91	0	0	0	0	0	0	9	75
68	84	MIRON CONSTRUCTION CO. INC., Neenah, Wis.	1,381.3	0.0	NA	49	2	0	4	44	1	0	0	29
69	63	LANE INDUSTRIES INC., Cheshire, Conn.†	1,379.9	28.7	532.0	1	0	0	24	0	75	0	0	0
70	75	OHL USA INC., College Point, N.Y.†	1,376.0	13.0	1,316.0	8	0	0	14	0	78	0	0	8
71	99	THE WEITZ CO. & AFFILIATES, Des Moines, Iowa†	1,361.8	158.0	930.3	58	0	0	0	2	21	0	16	0
72	61	CLUNE CONSTRUCTION, Chicago, Ill.†	1,336.0	0.0	1,078.0	75	0	0	0	0	0	0	25	100
73	74	AMES CONSTRUCTION INC., Burnsville, Minn.	1,309.0	0.0	1,223.0	3	0	7	5	0	74	0	0	11
74	113	F.A. WILHELM CONSTRUCTION, Indianapolis, Ind.†	1,300.0	0.0	754.0	63	28	3	4	2	0	0	0	30
75	64	THE MCSHANE COS., Rosemont, Ill.†	1,259.9	0.0	1,260.1	100	0	0	0	0	0	0	0	35
76	73	PEPPER CONSTRUCTION, Chicago, Ill.†	1,255.8	0.0	1,099.2	97	2	0	0	0	0	0	1	73
77	55	SHAWMUT DESIGN AND CONSTRUCTION, Boston, Mass.	1,234.7	0.0	1,103.0	100	0	0	0	0	0	0	0	67
78	71	ADOLFSON & PETERSON CONSTRUCTION, Minneapolis, Minn.†	1,212.0	0.0	886.0	100	0	0	0	0	0	0	0	100
79	93	CORE CONSTRUCTION GROUP, Frisco, Texas	1,201.2	0.0	1,267.6	100	0	0	0	0	0	0	0	81
80	102	BL HERBERT INTERNATIONAL, Birmingham, Ala.	1,199.5	645.9	1,085.5	93	1	0	1	0	0	0	0	0
81	79	ROBINS & MORTON, Birmingham, Ala.	1,193.1	0.0	1,200.0	100	0	0	0	0	0	0	0	83
82	65	FORTIS CONSTRUCTION INC., Portland, Ore.†	1,188.0	218.0	1,675.0	25	1	0	0	0	0	0	72	0
83	89	SOUTHLAND HOLDINGS LLC, Roanoke, Texas†	1,175.0	79.8	1,801.0	8	0	0	38	0	54	0	0	0
84	68	PERFORMANCE CONTRACTORS INC., Baton Rouge, La.	1,160.4	0.0	500.0	0	0	3	0	93	0	0	0	0
85	121	FCL BUILDERS LLC, Itasca, Ill.†	1,115.0	0.0	1,275.0	4	0	0	0	0	6	0	0	0
86	86	HASKELL, Jacksonville, Fla.†	1,075.4	144.2	NA	14	14	0	7	60	6	0	0	11
87	80	CHOATE CONSTRUCTION CO., Atlanta, Ga.	1,074.1	0.0	1,085.0	82	18	0	0	0	0	0	0	19
88	101	THE CIAMBRO COS., Pittsfield, Maine†	1,058.0	0.0	857.5	35	0	15	0	27	19	0	0	18
89	67	APTIM, Baton Rouge, La.	1,053.4	162.3	1,339.6	18	0	2	5	40	8	27	0	33
90	108	COASTAL CONSTRUCTION GROUP, Miami, Fla.†	1,043.8	0.0	308.0	100	0	0	0	0	0	0	0	99
91	85	PJ DICK - TRUMBULL - LINDY PAVING, Pittsburgh, Pa.†	1,043.1	0.0	918.1	46	0	2	0	0	48	0	0	37
92	88	THE CHRISTMAN CO., Lansing, Mich.	1,041.8	0.0	1,055.0	93	0	3	3	0	1	0	0	75
93	83	GARNEY HOLDING CO., Kansas City, Mo.†	1,036.1	0.0	1,020.6	0	0	0	100	0	0	0	0	46
94	100	ALLAN MYERS, Worcester, Pa.	1,025.7	0.0	790.0	0	0	0	21	0	79	0	0	0
95	95	EUROVIA USA (FKA THE HUBBARD GROUP INC.), Winter Park, Fla.†	1,018.7	0.0	843.2	0	0	0	0	0	100	0	0	0
96	92	THE BECK GROUP, Dallas, Texas	1,003.8	90.0	439.8	97	0	0	0	0	3	0	0	67
97	82	AEGION CORP., Chesterfield, Mo.†	999.8	213.9	990.0	1	0	0	49	49	1	0	0	100
98	50	STRIKE, The Woodlands, Texas†	998.0	0.0	NA	0	0	0	0	97	0	0	3	0
99	94	DAY & ZIMMERMANN, Philadelphia, Pa.†	994.2	6.1	12.1	0	0	99	0	1	0	0	0	0
100	91	JAMES G. DAVIS CONSTRUCTION CORP., Rockville, Md.	992.0	0.0	NA	100	0	0	0	0	0	0	0	0

#104

**HOAR CONSTRUCTION** hired Seth Sargent as VP of health care. In the last 30 years, Hoar has built over 17.5 million sq ft of projects in the sector.

RANK 2021	RANK 2020	FIRM	2020 REVENUE (\$ MIL)		2020 NEW CONTRACTS	GENERAL BUILDING	MANUFACTURING	POWER	WATER / SEWER / WASTE	INDUS. / PETROLEUM	TRANSPORTATION	HAZARDOUS WASTE	TELECOM	% CM-AT-RISK
			TOTAL	INT'L										
101	116	E.E. REED CONSTRUCTION LP, Sugar Land, Texas†	982.0	0.0	709.0	100	0	0	0	0	0	0	0	0
102	97	POWER CONSTRUCTION CO. LLC, Chicago, Ill.†	975.0	0.0	556.0	88	0	0	0	0	12	0	0	91
103	57	CHINA CONSTR. AMERICA/PLAZA CONSTR., Jersey City, N.J.†	933.4	13.7	429.7	78	1	0	0	0	20	0	0	73
104	106	HOAR CONSTRUCTION, Birmingham, Ala.†	932.4	0.0	829.3	98	2	0	0	0	0	0	0	91
105	129	TEICHERT CONSTRUCTION, Sacramento, Calif.	916.0	0.0	866.1	15	0	0	17	7	62	0	0	0
106	78	HUNTER ROBERTS CONSTRUCTION GROUP LLC, New York, N.Y.	903.0	0.0	1,100.0	100	0	0	0	0	0	0	0	97
107	105	RAILWORKS, New York, N.Y.	892.3	206.8	NA	0	5	0	0	0	95	0	0	0
108	112	LECHASE CONSTRUCTION SERVICES LLC, Rochester, N.Y.	837.6	0.0	685.5	83	2	1	0	13	1	0	0	60
109	125	BNBUILDERS INC., Seattle, Wash.	829.0	0.0	NA	100	0	0	0	0	0	0	0	0
110	**	RC ANDERSEN LLC, Fairfield, N.J.	820.3	0.0	850.0	100	0	0	0	0	0	0	0	0
111	153	CADDELL CONSTRUCTION CO. (DE) LLC, Montgomery, Ala.	815.0	389.0	723.0	86	0	0	0	0	0	0	0	6
112	120	LEVEL 10 CONSTRUCTION, Sunnyvale, Calif.	809.0	0.0	1,370.0	100	0	0	0	0	0	0	0	97
113	142	HANOVER CO., Houston, Texas	809.0	0.0	730.0	100	0	0	0	0	0	0	0	0
114	**	CBRE, Dallas, Texas†	806.0	773.0	NA	0	0	0	0	0	0	0	0	100
115	114	THE BOLDT CO., Appleton, Wis.	803.8	0.0	NA	54	10	12	0	24	0	0	0	55
116	58	MATRIX SERVICE CO., Tulsa, Okla.†	794.4	72.4	NA	0	0	20	0	80	0	0	0	0
117	123	CONSTRUCTION PARTNERS, Dothan, Ala.	786.0	0.0	NA	0	0	0	0	0	100	0	0	0
118	139	J.H. FINDORFF & SON INC., Madison, Wis.†	782.0	0.0	914.0	100	0	0	0	0	0	0	0	99
119	126	WEEKS MARINE INC., Cranford, N.J.†	779.0	32.5	697.7	0	0	7	4	1	83	0	0	0
120	96	TRUEBECK CONSTRUCTION, San Mateo, Calif.	777.8	0.0	1,134.0	100	0	0	0	0	0	0	0	100
121	103	NABHOLZ CONSTRUCTION CORP., Conway, Ark.	767.0	0.0	NA	76	11	0	0	0	10	0	1	0
122	90	O'NEIL INDUSTRIES INC., Chicago, Ill.†	763.5	0.0	508.0	91	5	1	0	0	3	0	0	77
123	161	BRINKMANN CONSTRUCTORS, Chesterfield, Mo.	758.1	0.0	NA	100	0	0	0	0	0	0	0	18
124	223	CATAMOUNT CONSTRUCTORS INC., Lakewood, Colo.	742.9	0.0	666.5	100	0	0	0	0	0	0	0	99
125	132	GREAT LAKES DREDGE & DOCK CO., Houston, Texas	733.6	25.9	692.8	0	0	0	0	0	100	0	0	0
126	140	F.H. PASCHEN, Chicago, Ill.	732.0	0.0	1,528.7	27	0	8	5	0	61	0	0	13
127	119	MCGOUGH, St. Paul, Minn.	730.0	0.0	NA	91	9	0	0	0	0	0	0	0
128	134	BARNHILL CONTRACTING CO., Rocky Mount, N.C.	729.5	0.0	NA	48	0	0	0	0	52	0	0	28
129	124	BARTLETT COCKE GENERAL CONTRACTORS LLC, San Antonio, Texas†	728.8	0.0	393.3	99	1	0	0	1	0	0	0	91
130	**	CRB, Kansas City, Mo.†	722.3	0.0	791.0	0	0	0	0	100	0	0	0	19
131	130	LEE LEWIS CONSTRUCTION INC., Lubbock, Texas	718.0	0.0	650.0	100	0	0	0	0	0	0	0	100
132	115	AVALONBAY COMMUNITIES INC., Arlington, Va.	717.9	0.0	619.4	0	0	0	0	0	0	0	0	100
133	193	RODGERS BUILDERS INC., Charlotte, N.C.	714.5	0.0	NA	96	0	0	0	0	3	0	0	99
134	133	ORION GROUP HOLDINGS INC., Houston, Texas†	709.9	12.2	541.5	45	0	0	0	18	37	0	0	0
135	169	ROGERS-O'BRIEN CONSTRUCTION, Dallas, Texas	708.0	0.0	636.0	85	6	0	0	0	0	0	9	74
136	185	BERNARDS, San Fernando, Calif.†	691.4	0.0	716.1	98	2	0	0	0	0	0	0	23
137	158	DUKE CONSTRUCTION, Indianapolis, Ind.	690.0	0.0	531.0	96	0	0	0	0	4	0	0	7
138	210	ANDRES CONSTRUCTION SERVICES LLC, Dallas, Texas	689.2	0.0	236.1	100	0	0	0	0	0	0	0	0
139	141	STELLAR, Jacksonville, Fla.	675.2	1.0	298.0	18	0	0	0	82	0	0	0	0
140	183	STACY AND WITBECK INC., Alameda, Calif.†	673.0	0.0	723.3	0	0	0	0	0	100	0	0	0
141	157	BATSON-COOK CONSTRUCTION, West Point, Ga.	673.0	0.0	377.6	57	0	0	0	2	0	0	0	16
142	163	WILLIAMS BROTHERS CONSTRUCTION CO. INC., Houston, Texas	668.4	0.0	550.1	0	0	0	0	0	100	0	0	0
143	171	JOERIS GENERAL CONTRACTORS LTD., San Antonio, Texas	664.8	0.0	513.3	100	0	0	0	0	0	0	0	62
144	**	JRM CONSTRUCTION MANAGEMENT, New York, N.Y.†	660.0	0.0	450.0	100	0	0	0	0	0	0	0	10
145	164	TRAYLOR BROS. INC., Evansville, Ind.	655.2	0.0	854.3	0	0	15	11	2	59	0	0	0
146	151	ASRC INDUSTRIAL SERVICES, Concord, Calif.†	652.4	0.0	67.0	21	5	42	0	32	0	0	0	0
147	107	VCC LLC, The Colony, Texas	650.0	0.0	387.0	100	0	0	0	0	0	0	0	100
148	188	SATTERFIELD & PONTIKES CONSTRUCTION INC., Houston, Texas†	650.0	0.0	255.0	58	0	0	0	0	42	0	0	34
149	177	KITCHELL CORP., Phoenix, Ariz.†	649.1	0.0	362.2	100	0	0	0	0	0	0	0	76
150	128	GRAYCOR, Oakbrook Terrace, Ill.†	643.8	0.0	740.0	78	5	0	1	17	0	0	0	0



RANK 2021	RANK 2020	FIRM	2020 REVENUE (\$ MIL)		2020 NEW CONTRACTS	GENERAL BUILDING	MANUFACTURING	POWER	WATER / SEWER / WASTE	INDUS. / PETROLEUM	TRANSPORTATION	HAZARDOUS WASTE	TELECOM	% CM-AT-RISK
			TOTAL	INT'L										
151	148	SUMMIT CONTRACTING GROUP INC., Jacksonville, Fla.	642.3	0.0	838.2	100	0	0	0	0	0	0	0	0
152	127	ANDERSEN CONSTRUCTION, Portland, Ore.	640.0	0.0	640.0	100	0	0	0	0	0	0	0	100
153	167	W. M. JORDAN CO., Newport News, Va.	639.1	0.0	649.4	87	13	0	0	0	0	0	0	73
154	201	WHARTON-SMITH INC., Sanford, Fla.	636.8	0.0	816.6	57	0	0	43	0	0	0	0	51
155	168	CLANCY & THEYS CONSTRUCTION, Raleigh, N.C.	634.4	0.0	1,200.0	99	0	0	0	0	0	0	0	75
156	200	GRAHAM CONSTRUCTION, Omaha, Neb.†	634.0	0.0	113.2	69	0	0	1	0	31	0	0	0
157	174	JACOBSEN CONSTRUCTION CO. INC., West Valley City, Utah	630.0	0.0	913.0	98	0	0	0	2	0	0	0	100
158	118	GOODFELLOW BROS., Wenatchee, Wash.†	623.8	0.0	540.4	68	2	1	4	1	18	2	2	0
159	165	MCCOWNGORDON CONSTRUCTION, Kansas City, Mo.	623.0	0.0	931.0	100	0	0	0	0	0	0	0	83
160	159	THE RUDOLPH LIBBE COS. INC., Walbridge, Ohio†	621.6	0.0	241.7	13	54	1	0	23	6	0	0	0
161	162	KPRS CONSTRUCTION SERVICES INC., Brea, Calif.†	620.0	0.0	704.0	100	0	0	0	0	0	0	0	0
162	184	C.W. DRIVER COS., Pasadena, Calif.†	614.9	0.0	878.4	100	0	0	0	0	0	0	0	58
163	145	PARSONS, Centreville, Va.†	607.6	241.7	1,393.4	57	0	0	0	0	38	2	2	21
164	175	GE JOHNSON, Colorado Springs, Colo.†	603.7	0.0	534.9	83	0	0	1	2	0	0	0	92
165	219	SELLEN CONSTRUCTION, Seattle, Wash.	600.0	0.0	1,058.0	100	0	0	0	0	0	0	0	0
166	138	MWH CONSTRUCTORS INC., Broomfield, Colo.†	600.0	223.8	1,029.9	0	0	0	100	0	0	0	0	42
167	110	GLY CONSTRUCTION, Bellevue, Wash.	600.0	0.0	250.0	100	0	0	0	0	0	0	0	100
168	154	HILLWOOD CONSTRUCTION SERVICES, Dallas, Texas	597.0	0.0	510.0	100	0	0	0	0	0	0	0	0
169	166	JAMES R. VANNOY & SONS CONSTRUCTION CO. INC., Jefferson, N.C.	595.0	0.0	553.0	95	0	0	0	0	5	0	0	65
170	187	FCI CONSTRUCTORS INC., Grand Junction, Colo.†	592.5	0.0	402.2	100	0	0	0	0	0	0	0	77
171	190	HAWAIIAN DREDGING CONSTRUCTION CO. INC., Honolulu, Hawaii	587.0	0.0	500.0	74	0	1	10	0	15	0	0	0
172	173	FERREIRA CONSTRUCTION CO. INC., Branchburg, N.J.†	582.4	0.0	706.6	1	0	67	6	0	16	0	0	0
173	324	FAGEN INC., Granite Falls, Minn.	581.5	0.0	105.1	0	0	72	0	28	0	0	0	0
174	109	THE PENTA BUILDING GROUP, Las Vegas, Nev.	572.1	0.0	385.0	100	0	0	0	0	0	0	0	95
175	152	JINGOLI - DCO, Lawrenceville, N.J.†	564.0	10.0	785.0	3	0	94	0	0	0	3	0	3
176	197	LAS VEGAS PAVING CORP., Las Vegas, Nev.	560.0	0.0	595.0	0	0	0	0	0	100	0	0	5
177	249	CAHILL CONTRACTORS, San Francisco, Calif.	552.6	0.0	562.0	100	0	0	0	0	0	0	0	0
178	**	POSILICO INC., Farmingdale, N.Y.	552.0	0.0	504.0	13	0	19	9	0	59	0	0	0
179	150	POGUE CONSTRUCTION CO. LP, McKinney, Texas	552.0	0.0	386.4	100	0	0	0	0	0	0	0	85
180	229	DENNIS GROUP, Springfield, Mass.†	545.8	10.9	555.0	0	0	0	0	100	0	0	0	15
181	104	BILFINGER NORTH AMERICA INC., The Woodlands, Texas†	543.9	0.0	422.6	38	0	0	0	62	0	0	0	38
182	237	SAMET CORP., Greensboro, N.C.	542.0	0.0	637.0	98	1	0	0	1	0	0	0	####
183	160	MARTIN-HARRIS CONSTRUCTION LLC, Las Vegas, Nev.	535.5	0.0	302.4	96	0	0	0	2	0	0	2	0
184	170	OLTMANS CONSTRUCTION CO., Whittier, Calif.	535.0	0.0	13.0	91	0	0	0	9	0	0	0	0
185	122	CR MEYER, Oshkosh, Wis.	530.0	0.0	NA	0	3	2	0	90	0	0	0	0
186	181	WEIS BUILDERS INC., Minneapolis, Minn.†	528.5	0.0	265.1	100	0	0	0	0	0	0	0	27
187	136	SPAWGLASS HOLDING LP, Selma, Texas†	528.2	0.0	574.0	78	3	0	2	0	17	0	0	57
188	191	C D SMITH CONSTRUCTION, Fond du Lac, Wis.	527.5	0.0	760.0	0	93	0	7	0	0	0	0	0
189	189	KAST CONSTRUCTION CO. LLC, West Palm Beach, Fla.	523.9	0.0	681.4	100	0	0	0	0	0	0	0	100
190	225	SKYLINE ENTERPRISES, San Francisco, Calif.†	523.0	0.0	436.0	100	0	0	0	0	0	0	0	0
191	195	ANDERSON COLUMBIA CO. INC., Lake City, Fla.	522.0	0.0	353.0	0	27	0	0	0	73	0	0	0
192	256	MORLEY BUILDERS, Santa Monica, Calif.†	519.0	0.0	199.0	100	0	0	0	0	0	0	0	0
193	**	UNITED E&C INC., Piscataway, N.J.	509.1	60.8	494.7	0	0	100	0	0	0	0	0	47
194	149	NEW ENTERPRISE STONE & LIME CO. INC., New Enterprise, Pa.	508.3	0.0	214.9	0	0	0	0	0	100	0	0	0
195	**	TURNER & TOWNSEND, New York, N.Y.†	506.6	368.9	NA	100	0	0	0	0	0	0	0	0
196	117	ECC, Burlingame, Calif.†	506.1	63.1	1,544.0	77	0	0	5	4	7	7	0	0
197	286	H&M CO. INC., Jackson, Tenn.†	506.0	0.0	262.0	60	0	0	0	40	0	0	0	0
198	291	CLARK CONSTRUCTION CO., Lansing, Mich.†	504.0	0.0	473.0	90	0	7	2	0	0	0	0	61
199	207	STAKER PARSON MATERIALS & CONSTRUCTION, Ogden, Utah	504.0	0.0	280.5	33	2	1	4	0	46	0	0	0
200	212	BBL CONSTRUCTION SERVICES LLC, Albany, N.Y.	503.8	0.0	372.0	100	0	0	0	0	0	0	0	17

#236

THE LEMOINE CO. acquired a financial interest in Workforce Group, who specialize in disaster response and recovery staffing.

RANK 2021	RANK 2020	FIRM	2020 REVENUE (\$ MIL)		2020 NEW CONTRACTS	GENERAL BUILDING	MANUFACTURING	POWER	WATER / SEWER / WASTE	INDUS. / PETROLEUM	TRANSPORTATION	HAZARDOUS WASTE	TELECOM	% CM-AT-RISK
			TOTAL	INT'L										
201	329	WILLMENG CONSTRUCTION INC., Phoenix, Ariz.	500.0	0.0	525.0	100	0	0	0	0	0	0	0	0
202	230	MATT CONSTRUCTION, Santa Fe Springs, Calif.	500.0	0.0	455.0	100	0	0	0	0	0	0	0	2
203	326	DEPCOM POWER, Scottsdale, Ariz.	489.2	0.0	691.0	0	0	100	0	0	0	0	0	0
204	186	THE BRANCH GROUP INC., Roanoke, Va.†	474.7	0.0	512.5	54	0	0	3	0	42	0	0	16
205	194	ARCH-CON CORP., Houston, Texas	474.5	0.0	328.0	100	0	0	0	0	0	0	0	0
206	220	ENGINEERED STRUCTURES INC. (ESI), Meridian, Idaho	473.0	1.9	297.0	99	0	0	0	0	0	0	0	13
207	176	RYCON CONSTRUCTION INC., Pittsburgh, Pa.	469.3	0.0	399.8	92	8	0	0	0	0	0	0	52
208	131	THE PIKE COS. LTD., Rochester, N.Y.†	469.0	0.0	493.0	87	0	0	0	6	7	0	0	89
209	246	MANSON CONSTRUCTION CO., Seattle, Wash.†	468.3	22.1	300.0	0	0	0	0	2	98	0	0	1
210	211	ZACHRY CONSTRUCTION CORP., San Antonio, Texas†	468.0	0.0	439.1	0	0	0	0	0	96	0	3	0
211	262	ELECTRICAL CONSULTANTS INC., Billings, Mont.†	468.0	0.0	504.0	0	0	99	0	1	0	0	0	99
212	236	MILLIE AND SEVERSON GENERAL CONTRACTORS, Los Alamitos, Calif.†	459.0	0.0	275.0	100	0	0	0	0	0	0	0	0
213	143	KRAUS-ANDERSON CONSTRUCTION CO., Minneapolis, Minn.	458.0	0.0	600.0	100	0	0	0	0	0	0	0	100
214	235	KLINGER COS. INC., Sioux City, Iowa†	456.0	0.0	312.0	18	1	0	0	80	0	0	1	0
215	182	DIMEO CONSTRUCTION CO., Providence, R.I.†	451.8	0.0	431.7	100	0	0	0	0	0	0	0	100
216	272	DEACON CONSTRUCTION LLC, Portland, Ore.†	450.8	0.0	389.8	100	0	0	0	0	0	0	0	100
217	264	SUPERIOR CONSTRUCTION HOLDING CO. INC., Jacksonville, Fla.†	445.8	0.0	500.6	0	0	0	0	2	98	0	0	0
218	199	J. FLETCHER CREAMER & SON INC., Hackensack, N.J.†	444.4	0.0	340.1	0	0	30	32	7	19	0	11	0
219	310	CARROLL DANIEL CONSTRUCTION CO., Gainesville, Ga.	441.5	0.0	474.6	70	29	0	0	0	1	0	0	78
220	234	BOZZUTO CONSTRUCTION CO., Greenbelt, Md.†	440.1	0.0	826.0	100	0	0	0	0	0	0	0	100
221	172	PARIC HOLDINGS, St. Louis, Mo.†	435.0	0.0	442.0	53	0	25	0	22	0	0	0	28
222	245	THE MIDDLESEX CORP., Littleton, Mass.†	430.9	0.0	586.7	0	0	5	0	0	95	0	0	7
223	205	CAJUN INDUSTRIES HOLDINGS LLC, Baton Rouge, La.†	429.3	0.0	346.8	0	0	4	0	96	0	0	0	0
224	203	KAUFMAN LYNN CONSTRUCTION, Delray Beach, Fla.†	426.5	0.0	754.0	100	0	0	0	0	0	0	0	91
225	241	VECELLIO GROUP INC., West Palm Beach, Fla.†	423.1	0.0	300.0	0	0	0	0	2	98	0	0	0
226	250	O&G INDUSTRIES INC., Torrington, Conn.	422.9	0.0	348.7	49	2	0	0	0	48	0	0	46
227	204	ROCKFORD CONSTRUCTION CO., Grand Rapids, Mich.	422.2	1.5	155.5	94	6	0	0	0	0	0	0	50
228	399	KAJIMA BUILDING & DESIGN GROUP INC., Atlanta, Ga.	420.7	0.0	524.2	65	22	0	0	14	0	0	0	3
229	302	LANDSOUTH CONSTRUCTION, Jacksonville, Fla.	420.1	0.0	219.1	100	0	0	0	0	0	0	0	0
230	309	NIBBI BROTHERS GENERAL CONTRACTORS, San Francisco, Calif.	419.8	0.0	790.9	99	0	0	0	0	1	0	0	99
231	298	IOVINO ENTERPRISES, New York, N.Y.†	419.0	0.0	431.9	1	0	0	7	0	90	0	0	0
232	178	IMC CONSTRUCTION, Malvern, Pa.	419.0	0.0	342.0	100	0	0	0	0	0	0	0	100
233	209	DOMS CONSTRUCTION INC., South San Francisco, Calif.	416.0	0.0	419.0	52	0	0	0	48	0	0	0	0
234	255	NAN INC., Honolulu, Hawaii	415.4	0.0	661.2	52	0	0	25	0	23	0	0	0
235	244	INTECH CONSTRUCTION, Philadelphia, Pa.	414.5	0.0	NA	100	0	0	0	0	0	0	0	100
236	313	THE LEMOINE CO., Lafayette, La.†	413.7	0.0	183.3	88	0	0	4	0	8	0	0	29
237	277	BUTZ ENTERPRISES INC., Allentown, Pa.†	409.3	0.0	457.8	100	0	0	0	0	0	0	0	97
238	240	ELFORD INC., Columbus, Ohio	409.0	0.0	448.0	100	0	0	0	0	0	0	0	80
239	243	GRUNLEY CONSTRUCTION CO. INC., Rockville, Md.	408.0	0.0	558.0	100	0	0	0	0	0	0	0	29
240	**	JPI, Irving, Texas	406.7	0.0	298.0	100	0	0	0	0	0	0	0	0
241	228	NEW SOUTH CONSTRUCTION CO., Atlanta, Ga.†	405.2	0.0	203.3	84	0	0	0	0	16	0	0	92
242	306	CG SCHMIDT, Milwaukee, Wis.	405.0	0.0	405.0	100	0	0	0	0	0	0	0	0
243	214	IPS-INTEGRATED PROJECT SERVICES LLC, Blue Bell, Pa.†	402.2	20.6	624.6	0	0	0	0	100	0	0	0	100
244	217	CIVES STEEL CO., Alpharetta, Ga.	399.0	0.0	468.0	91	4	1	0	4	2	0	0	0
245	257	PLANT CONSTRUCTION CO. LP, San Francisco, Calif.	396.6	0.0	275.8	100	0	0	0	0	0	0	0	96
246	**	EXYTE US INC., Albany, N.Y.†	392.9	0.0	634.0	0	100	0	0	0	0	0	0	22
247	233	DANIS, Miamisburg, Ohio	392.6	0.0	255.2	100	0	0	0	0	0	0	0	0
248	206	ARISTEO CONSTRUCTION CO., Livonia, Mich.†	392.5	0.0	NA	12	73	15	0	0	0	0	0	0
249	325	KBS INC., Richmond, Va.	391.0	0.0	272.6	100	0	0	0	0	0	0	0	94
250	323	COMMERCIAL CONTRACTING CORP., Auburn Hills, Mich.†	390.8	21.4	376.1	3	88	3	5	1	0	0	0	0

RANK 2021	RANK 2020	FIRM	2020 REVENUE (\$ MIL)		2020 NEW CONTRACTS	GENERAL BUILDING	MANUFACTURING	POWER	WATER / SEWER / WASTE	INDUS. / PETROLEUM	TRANSPORTATION	HAZARDOUS WASTE	TELECOM	% CM-AT-RISK
			TOTAL	INT'L										
251	224	SKENDER, Chicago, Ill.	389.5	0.0	250.0	100	0	0	0	0	0	0	0	73
252	208	PERNIX GROUP INC., Lombard, Ill.†	389.4	111.7	209.6	67	31	2	0	0	0	0	0	0
253	231	RAND CONSTRUCTION CORP., Alexandria, Va.	388.0	0.0	505.0	100	0	0	0	0	0	0	0	0
254	259	SECURITY PAVING CO. INC., Westlake Village, Calif.†	388.0	0.0	224.0	0	0	0	0	0	100	0	0	0
255	300	CDM SMITH, Boston, Mass.†	385.4	32.2	381.0	28	0	0	62	0	0	10	0	0
256	328	THE HAGERMAN GROUP, Fort Wayne, Ind.	385.0	0.0	385.0	92	5	0	0	3	0	0	0	58
257	282	GRANGER CONSTRUCTION CO., Lansing, Mich.	384.1	0.0	350.7	97	1	0	0	0	0	0	2	78
258	179	SAUNDERS CONSTRUCTION INC., Englewood, Colo.†	380.1	0.0	390.0	88	6	0	0	0	4	0	2	91
259	227	THE OPUS GROUP, Minnetonka, Minn.	380.1	0.0	NA	100	0	0	0	0	0	0	0	0
260	279	GH PHIPPS CONSTRUCTION COS., Greenwood Village, Colo.†	378.9	0.0	170.4	91	0	0	0	0	9	0	0	31
261	254	J.P. CULLEN AND SONS INC., Janesville, Wis.	376.0	0.0	353.0	85	7	1	0	7	0	0	0	100
262	135	EMJ CORP., Chattanooga, Tenn.	372.1	0.0	457.2	92	0	0	0	8	0	0	0	0
263	295	LYDIG CONSTRUCTION INC., Spokane Valley, Wash.	371.0	0.0	NA	92	0	0	0	0	7	0	1	32
264	222	HARKINS BUILDERS, Columbia, Md.	370.0	0.0	360.0	100	0	0	0	0	0	0	0	0
265	307	DRYMALLA CONSTRUCTION CO., Columbus, Texas	370.0	0.0	100.0	100	0	0	0	0	0	0	0	65
266	202	WOHLSSEN CONSTRUCTION CO., Lancaster, Pa.	367.8	0.0	377.0	99	1	0	0	0	0	0	0	85
267	267	SLETTEN COS., Great Falls, Mont.†	364.3	0.0	335.2	75	1	1	10	0	13	0	0	35
268	317	R&O CONSTRUCTION, Ogden, Utah	360.4	0.0	341.2	100	0	0	0	0	0	0	0	25
269	232	C. OVERAA & CO., Richmond, Calif.	357.0	0.0	278.2	53	0	2	37	6	1	0	0	12
270	196	BULLEY & ANDREWS, Chicago, Ill.†	355.0	0.0	371.0	83	0	0	0	0	0	0	0	60
271	213	PHILLIPS INFRASTRUCTURE HOLDINGS INC., Knoxville, Tenn.	354.0	0.0	434.0	14	0	47	29	0	0	0	0	0
272	288	FRANA COS. INC., Hopkins, Minn.	351.8	0.0	368.5	100	0	0	0	0	0	0	0	0
273	242	M. B. KAHN CONSTRUCTION CO. INC., Columbia, S.C.	350.0	0.0	315.9	76	4	1	16	3	0	0	0	31
274	281	CHASSE BUILDING TEAM, Tempe, Ariz.†	349.5	0.0	439.9	100	0	0	0	0	0	0	0	100
275	265	MASCARO CONSTRUCTION CO. LP, Pittsburgh, Pa.†	349.3	0.0	911.0	83	0	5	1	10	0	0	0	75
276	180	LEE KENNEDY CO., Quincy, Mass.	344.8	0.0	503.9	68	0	0	0	0	0	0	0	99
277	304	Q&D CONSTRUCTION, Sparks, Nev.	343.7	0.0	411.4	46	5	1	3	1	43	0	1	23
278	251	TORCON INC., Red Bank, N.J.	342.1	0.0	560.0	93	0	0	0	7	0	0	0	100
279	258	CALLAHAN CONSTRUCTION MANAGERS, Bridgewater, Mass.	340.0	0.0	404.0	100	0	0	0	0	0	0	0	83
280	270	DELLBROOK I JKS, Quincy, Mass.	340.0	0.0	337.7	100	0	0	0	0	0	0	0	100
281	268	KBE BUILDING CORP., Farmington, Conn.†	339.9	0.0	174.0	100	0	0	0	0	0	0	0	76
282	337	SEMA CONSTRUCTION INC., Centennial, Colo.†	337.1	0.0	266.5	0	0	0	14	1	85	0	0	5
283	303	KRAEMER NORTH AMERICA LLC, Plain, Wis.	336.1	0.0	393.0	0	0	0	0	1	99	0	0	57
284	289	HUNZINGER CONSTRUCTION CO., Brookfield, Wis.	335.7	0.0	88.4	100	0	0	0	0	0	0	0	65
285	**	LEOPARDO COS., Hoffman Estates, Ill.	335.5	0.0	128.1	100	0	0	0	0	0	0	0	57
286	218	SHIEL SEXTON CO. INC., Indianapolis, Ind.†	335.1	0.0	310.0	100	0	0	0	0	0	0	0	85
287	296	TRITON CONSTRUCTION CO. LLC, New York, N.Y.	333.0	0.0	600.0	100	0	0	0	0	0	0	0	100
288	248	HILL & WILKINSON GENERAL CONTRACTORS, Richardson, Texas	332.6	0.0	224.6	89	10	0	0	1	0	0	0	0
289	**	F.A. PEINADO LLC (DBA PEINADO CONSTRUCTION), Frisco, Texas	332.0	0.0	338.0	100	0	0	0	0	0	0	0	0
290	216	SHAW CONSTRUCTION, Denver, Colo.†	331.0	0.0	301.0	100	0	0	0	0	0	0	0	95
291	**	ALLIED POWER, Baton Rouge, La.†	329.9	0.0	822.1	0	0	100	0	0	0	0	0	0
292	247	EXXEL PACIFIC INC., Bellingham, Wash.	328.8	0.0	208.1	100	0	0	0	0	0	0	0	0
293	271	SHOOK CONSTRUCTION, Moraine, Ohio	322.0	0.0	289.0	45	22	0	34	0	0	0	0	59
294	**	PERLO CONSTRUCTION, Tualatin, Ore.†	320.8	0.0	193.0	100	0	0	0	0	0	0	0	0
295	335	MW BUILDERS, Pflugerville, Texas	318.6	0.0	308.0	100	0	0	0	0	0	0	0	0
296	266	BMWC CONSTRUCTORS INC., Indianapolis, Ind.	315.8	0.0	80.0	0	21	19	0	59	0	0	0	0
297	377	HARPER GENERAL CONTRACTORS, Greenville, S.C.	315.5	0.0	250.3	74	4	0	22	0	0	0	0	53
298	**	CONTEGRA CONSTRUCTION, Edwardsville, Ill.†	312.0	0.0	319.7	23	0	0	2	75	0	0	0	0
299	**	ALBERT C. KOBAYASHI INC., Waipahu, Hawaii	311.4	0.0	173.5	100	0	0	0	0	0	0	0	0
300	378	THE KORTE CO., Highland, Ill.†	311.3	0.0	431.4	100	0	0	0	0	0	0	0	1

**#307** ABSHER CONSTRUCTION was awarded a \$48.9-million contract to build a new high school for the Moses Lake School District in Washington.

RANK 2021	RANK 2020	FIRM	2020 REVENUE (\$ MIL)		2020 NEW CONTRACTS	GENERAL BUILDING	MANUFACTURING	POWER	WATER / SEWER / WASTE	INDUS. / PETROLEUM	TRANSPORTATION	HAZARDOUS WASTE	TELECOM	% CM-AT-RISK
			TOTAL	INT'L										
301	339	MILENDER WHITE, Arvada, Colo.	309.4	0.0	353.8	100	0	0	0	0	0	0	0	0
302	294	DICK ANDERSON CONSTRUCTION INC., Helena, Mont.	308.7	0.0	464.2	83	3	8	0	0	3	0	0	83
303	322	LYLES CONSTRUCTION GROUP, Fresno, Calif. †	307.3	0.0	603.3	14	0	6	76	0	4	0	0	0
304	290	CROWDER CONSTRUCTORS INC., Charlotte, N.C. †	304.1	0.0	254.8	1	1	15	64	1	17	0	0	17
305	319	FORT MYER CONSTRUCTION CORP., Washington, D.C.	300.2	0.0	320.0	0	0	8	4	0	78	0	0	0
306	297	DEANGELIS DIAMOND CONSTRUCTION, Naples, Fla.	297.0	0.0	231.0	100	0	0	0	0	0	0	0	100
307	261	ABSHER CONSTRUCTION CO., Puyallup, Wash.	296.2	0.0	234.0	81	0	0	0	0	19	0	0	0
308	276	HASELDEN CONSTRUCTION, Centennial, Colo. †	295.4	0.0	355.5	100	0	0	0	0	0	0	0	100
309	354	RIVER CITY CONSTRUCTION LLC, East Peoria, Ill.	295.0	0.0	298.0	21	18	0	28	0	0	0	0	14
310	305	E.W. HOWELL CO. LLC, Plainville, N.Y. †	294.3	0.0	204.7	97	0	0	0	0	3	0	0	41
311	340	HAYDON BUILDING CORP., Phoenix, Ariz.	294.0	0.0	NA	52	0	0	13	0	21	0	14	68
312	263	PIONEER CONSTRUCTION, Grand Rapids, Mich. †	290.0	0.0	190.0	66	31	0	0	3	0	0	0	0
313	316	SUKUT CONSTRUCTION LLC, Santa Ana, Calif.	289.0	0.0	258.0	0	0	17	32	0	2	33	0	0
314	336	HUTTON CORP., Wichita, Kan.	286.4	0.0	229.8	95	2	0	0	3	0	0	0	97
315	308	D.F. CHASE INC., Nashville, Tenn.	282.0	0.0	137.8	11	0	0	0	0	45	0	0	0
316	280	QUANDEL ENTERPRISES INC., Harrisburg, Pa. †	280.3	0.0	184.9	93	0	0	6	0	1	0	0	57
317	292	ROEBBELEN CONTRACTING INC., El Dorado Hills, Calif.	280.0	0.0	220.0	95	0	0	0	0	0	0	5	0
318	383	AUCH CONSTRUCTION, Pontiac, Mich.	279.6	0.0	257.5	100	0	0	0	0	0	0	0	100
319	269	COLUMBIA, North Reading, Mass.	279.2	0.0	384.4	87	0	4	0	0	0	0	0	96
320	311	BARR & BARR INC., New York, N.Y.	276.0	0.0	430.0	100	0	0	0	0	0	0	0	100
321	349	ENTACT, Grapevine, Texas	276.0	0.0	203.0	0	0	0	0	14	0	86	0	0
322	332	BLTYHE DEVELOPMENT CO., Charlotte, N.C. †	273.3	0.0	134.8	15	0	0	0	0	59	0	7	0
323	338	BERGLUND CONSTRUCTION CO., Chicago, Ill.	272.0	0.0	295.0	100	0	0	0	0	0	0	0	96
324	330	BOWEN ENGINEERING CORP., Indianapolis, Ind.	271.6	0.0	340.0	2	0	36	61	1	0	0	0	0
325	357	WILLIAMS INDUSTRIAL SERVICES GROUP INC., Tucker, Ga. †	269.1	35.7	218.0	0	0	66	5	4	0	10	0	11
326	344	HOWARD SHOCKEY & SONS INC., Winchester, Va.	269.0	0.0	179.0	87	0	0	0	13	0	0	0	48
327	312	DOSTER CONSTRUCTION CO. INC., Birmingham, Ala.	268.8	0.0	223.6	93	7	0	0	0	0	0	0	88
328	342	HARPER CONSTRUCTION CO. INC., San Diego, Calif.	268.7	0.0	238.3	58	0	0	0	0	42	0	0	0
329	**	GEMMA POWER SYSTEMS, Glastonbury, Conn. †	268.1	0.0	NA	0	0	100	0	0	0	0	0	0
330	363	MARCH ASSOCIATES CONSTRUCTION INC., Wayne, N.J.	265.4	0.0	388.0	100	0	0	0	0	0	0	0	0
331	346	CHANAN CONSTRUCTION CO. INC., Phoenix, Ariz.	265.2	0.0	265.2	100	0	0	0	0	0	0	0	100
332	253	COMMODORE BUILDERS, Waltham, Mass.	265.0	0.0	202.0	76	0	0	0	24	0	0	0	100
333	274	EXECUTIVE CONSTRUCTION INC., Hillside, Ill.	265.0	0.0	8.8	92	0	0	0	1	0	0	7	94
334	**	FONTAINE BROS. INC., Springfield, Mass.	264.6	0.0	170.9	100	0	0	0	0	0	0	0	61
335	**	SYS-CON LLC, Montgomery, Ala.	264.0	0.0	53.0	0	100	0	0	0	0	0	0	0
336	350	BRADBURY STAMM CONSTRUCTION INC., Albuquerque, N.M. †	261.7	0.0	215.0	99	0	0	1	0	0	0	0	39
337	318	BALDWIN & SHELL CONSTRUCTION CO., Little Rock, Ark.	261.4	0.0	187.0	81	19	0	0	0	0	0	0	93
338	314	SCHIMENTI CONSTRUCTION CO., Ridgefield, Conn.	260.0	0.0	196.0	100	0	0	0	0	0	0	0	16
339	**	DORAN COS., Bloomington, Minn. †	259.9	0.0	205.8	100	0	0	0	0	0	0	0	0
340	273	WIELAND, Lansing, Mich.	258.5	0.0	177.1	48	9	0	0	43	0	0	0	98
341	226	FINFROCK, Apopka, Fla.	257.0	0.0	450.0	100	0	0	0	0	0	0	0	100
342	283	MARKET & JOHNSON INC., Eau Claire, Wis.	254.0	0.0	301.0	94	3	0	2	0	0	0	0	16
343	252	PARKWAY C&A LP, Lewisville, Texas	254.0	2.0	246.0	100	0	0	0	0	0	0	0	0
344	351	CURRENT BUILDERS, Pompano Beach, Fla. †	250.0	0.0	265.0	100	0	0	0	0	0	0	0	0
345	**	CARDI CORP., Warwick, R.I.	250.0	0.0	200.0	0	0	0	0	0	100	0	0	0
346	**	JAMES E. ROBERTS - OBAYASHI CORP., Danville, Calif.	249.8	0.0	239.2	100	0	0	0	0	0	0	0	0
347	396	PROCIDA COS., Bronx, N.Y.	249.0	0.0	40.0	100	0	0	0	0	0	0	0	0
348	365	R.D. OLSON CONSTRUCTION, Irvine, Calif.	248.0	0.0	290.0	100	0	0	0	0	0	0	0	1
349	360	CHARLES PERRY PARTNERS INC., Gainesville, Fla.	248.0	0.0	207.4	100	0	0	0	0	0	0	0	68
350	**	CONGRUEX, Boulder, Colo. †	247.0	0.0	200.0	0	0	0	0	0	0	0	100	0

BOH BROS. CONSTRUCTION will serve as general contractor for a \$1-billion mixed-use project in New Orleans' River District.

RANK 2021	RANK 2020	FIRM	2020 REVENUE (\$ MIL)		2020 NEW CONTRACTS	GENERAL BUILDING	MANUFACTURING	POWER	WATER / SEWER / WASTE	INDUS. / PETROLEUM	TRANSPORTATION	HAZARDOUS WASTE	TELECOM	% CM-AT-RISK
			TOTAL	INT'L										
351	394	BRYAN CONSTRUCTION INC., Colorado Springs, Colo.	241.8	5.8	284.9	100	0	0	0	0	0	0	0	63
352	388	CF EVANS CONSTRUCTION, Orangeburg, S.C.	241.7	0.0	308.0	100	0	0	0	0	0	0	0	13
353	375	CSI CONSTRUCTION CO., Colorado Springs, Colo.	240.2	0.0	258.0	100	0	0	0	0	0	0	0	0
354	376	I+ICONUSA, Pittsburgh, Pa.†	240.0	0.0	165.0	15	4	1	8	14	53	0	0	15
355	**	SEVENSON ENVIRONMENTAL SERVICES INC., Niagara Falls, N.Y.	239.6	0.0	169.8	0	0	0	0	0	0	100	0	0
356	275	PC CONSTRUCTION CO., South Burlington, Vt.	239.5	0.0	364.2	47	2	6	37	9	0	0	0	69
357	366	GARCO CONSTRUCTION, Spokane, Wash.†	236.0	0.0	247.0	76	5	0	13	0	7	0	0	22
358	347	ULLIMAN SCHUTTE CONSTRUCTION LLC, Miamisburg, Ohio†	231.7	0.0	59.9	0	0	0	100	0	0	0	0	45
359	389	GHILOTTI CONSTRUCTION CO., Santa Rosa, Calif.	227.2	0.0	NA	4	0	0	35	0	60	0	0	100
360	**	RABREN GENERAL CONTRACTORS, Auburn, Ala.	227.0	0.0	181.0	100	0	0	0	0	0	0	0	0
361	301	RONCELLI INC., Sterling Heights, Mich.	227.0	5.0	174.0	26	35	0	0	0	0	0	0	56
362	327	EDIFICE INC., Charlotte, N.C.	226.0	0.0	256.0	100	0	0	0	0	0	0	0	24
363	**	HUDSON MERIDIAN CONSTRUCTION GROUP, New York, N.Y.	225.1	0.0	408.4	100	0	0	0	0	0	0	0	26
364	387	NEI GENERAL CONTRACTING, Randolph, Mass.	224.2	0.0	254.5	100	0	0	0	0	0	0	0	8
365	333	BYRNE CONSTRUCTION SERVICES, Fort Worth, Texas	223.6	0.0	195.0	100	0	0	0	0	0	0	0	86
366	392	COAKLEY & WILLIAMS CONSTRUCTION, Bethesda, Md.	221.5	0.0	116.4	100	0	0	0	0	0	0	0	75
367	299	JUNEAU CONSTRUCTION CO., Atlanta, Ga.	219.0	0.0	609.0	100	0	0	0	0	0	0	0	99
368	331	MYCON GENERAL CONTRACTORS INC., Dallas, Texas	216.8	0.0	208.5	98	0	0	0	1	0	0	0	0
369	369	KEY CONSTRUCTION INC., Wichita, Kan.	216.8	0.0	216.8	82	0	0	0	0	0	0	18	0
370	**	WESPAC CONSTRUCTION INC., Phoenix, Ariz.†	216.0	0.0	154.0	88	0	0	0	0	0	0	0	0
371	315	HOLT CONSTRUCTION CORP., Pearl River, N.Y.	216.0	0.0	462.0	100	0	0	0	0	0	0	0	51
372	**	MEB, Chesapeake, Va.	215.4	0.0	162.6	15	6	0	46	33	0	0	0	21
373	**	BLACH CONSTRUCTION, San Jose, Calif.	215.0	0.0	218.0	100	0	0	0	0	0	0	0	0
374	352	PRIMUS BUILDERS INC., Woodstock, Ga.	215.0	0.0	212.0	66	34	0	0	0	0	0	0	100
375	371	KRAEMER BROTHERS LLC, Plain, Wis.	215.0	0.0	150.0	100	0	0	0	0	0	0	0	6
376	**	WALKER & CO. INC., Winter Park, Fla.	215.0	0.0	NA	100	0	0	0	0	0	0	0	0
377	**	VJS CONSTRUCTION SERVICES, Pewaukee, Wis.†	214.3	0.0	194.0	100	0	0	0	0	0	0	0	100
378	368	BARTLETT BRAINARD EACOTT INC., Bloomfield, Conn.	214.0	0.0	102.0	93	0	0	0	7	0	0	0	0
379	362	LUSARDI CONSTRUCTION CO., San Marcos, Calif.	213.4	0.0	243.1	100	0	0	0	0	0	0	0	0
380	373	THE BETTE COS., Latham, N.Y.	213.1	0.0	301.1	80	0	4	0	0	16	0	0	0
381	**	PARRISH CONSTRUCTION GROUP INC., Perry, Ga.	212.0	0.0	190.0	98	2	0	0	0	0	0	0	91
382	320	DONOHUE CONSTRUCTION CO., Bethesda, Md.	211.8	0.0	538.7	100	0	0	0	0	0	0	0	14
383	**	T N WARD CO., Ardmore, Pa.	211.8	0.0	584.0	95	0	4	0	0	1	0	0	90
384	391	TERMINAL CONSTRUCTION CORP., Wood-Ridge, N.J.	211.0	0.0	454.0	100	0	0	0	0	0	0	0	0
385	393	BROWN CONSTRUCTION INC., West Sacramento, Calif.	210.0	0.0	377.0	100	0	0	0	0	0	0	0	0
386	384	THE NORWOOD CO., Malvern, Pa.†	208.9	0.0	157.0	100	0	0	0	0	0	0	0	100
387	353	BUCH CONSTRUCTION INC., Laurel, Md.	208.0	0.0	NA	95	5	0	0	0	0	0	0	0
388	380	RUSSELL CONSTRUCTION CO. INC., Davenport, Iowa†	207.3	0.0	162.0	100	0	0	0	0	0	0	0	33
*390	**	POETTKER CONSTRUCTION CO., Breese, Ill.	206.0	0.0	140.0	86	0	10	0	0	4	0	0	33
391	367	THE JAYNES COS., Albuquerque, N.M.†	205.1	0.0	112.5	100	0	0	0	0	0	0	0	31
392	382	BELL & ASSOCIATES CONSTRUCTION LP, Brentwood, Tenn.	205.0	0.0	120.2	75	0	0	0	0	25	0	0	63
393	**	IHC CONSTRUCTION COS. LLC, Elgin, Ill.	201.6	0.0	201.6	29	0	0	60	0	6	0	4	18
394	321	MOOREFIELD CONSTRUCTION INC., Santa Ana, Calif.	199.0	0.0	131.0	100	0	0	0	0	0	0	0	0
395	390	KIELY FAMILY OF COS., Tinton Falls, N.J.†	198.4	0.0	91.1	0	0	0	12	61	27	0	0	0
396	**	VERICON CONSTRUCTION CO., Mountainside, N.J.	196.6	0.0	136.7	100	0	0	0	0	0	0	0	9
397	**	RAILROAD CONSTRUCTION CO. INC., Paterson, N.J.	195.0	0.0	195.0	0	0	11	6	28	45	0	5	0
398	**	CR CRAWFORD CONSTRUCTION LLC, Fayetteville, Ark.	193.6	0.0	170.6	100	0	0	0	0	0	0	0	51
399	343	BOH BROS. CONSTRUCTION CO. LLC, New Orleans, La.	193.0	0.0	273.6	3	0	0	0	54	43	0	0	6
400	**	O'SHEA BUILDERS, Springfield, Ill.	192.2	0.0	19.5	100	0	0	0	0	0	0	0	82
**401	**	TARLTON CORP., St. Louis, Mo.	192.0	0.0	170.5	81	0	2	7	0	3	0	7	48

\*NO. 389 HAS BEEN REMOVED DUE TO AN ERROR IN REPORTING BY PAGE \*\*NO. 401 WAS EXCLUDED DUE TO PAGE'S ERROR.

# Where to Find the Top 400

FIRM	RANK	FIRM	RANK	FIRM	RANK	FIRM	RANK	
<b>A</b>		The Cianbro Cos.		88		Kraemer Brothers LLC		375
Absher Construction Co.		Cives Steel Co.		244		Kraemer North America LLC		283
Adolfson & Peterson Construction		Clancy & Theys Construction		155		Kraus-Anderson Construction Co.		213
AECOM		Clark Construction Co.		198		<b>L</b>		
Aegion Corp.		Clark Group		13		LandSouth Construction		229
Alberici-Flintco		Clayco		24		Lane Industries Inc.		69
Allied Power		Clune Construction		72		Las Vegas Paving Corp.		176
Alston Construction		Coakley & Williams Construction		366		LeChase Construction Services LLC		108
Ames Construction Inc.		Coastal Construction Group		90		The Lemoine Co.		236
Andersen Construction		Colas Inc.		42		Lendlease		33
RC Andersen LLC		Columbia		319		Leopardo Cos.		285
Anderson Columbia Co. Inc.		Commercial Contracting Corp.		250		Level 10 Construction		112
Dick Anderson Construction Inc.		Commodore Builders		332		Lee Lewis Construction Inc.		131
ANDRES Construction Services LLC		Congruex		350		Lusardi Construction Co.		379
APTIM		The Conlan Company		47		Lydig Construction Inc.		263
Arch-Con Corp.		Consigli Construction Co. Inc.		49		Lyles Construction Group		303
ARCO Construction Cos.		Construction Partners		117		<b>M</b>		
Aristeo Construction Co.		Contegra Construction		298		J.T. Magen & Co. Inc.		67
ASRC Industrial Services		CORE Construction Group		79		Manhattan Construction Group		65
Auch Construction		CR Crawford Construction LLC		398		Manson Construction Co.		209
Austin Industries		CRB		130		March Associates Construction Inc.		330
AvalonBay Communities Inc.		Crossland Construction Co. Inc.		66		Market & Johnson Inc.		342
<b>B</b>		Crowder Constructors Inc.		304		Martin-Harris Construction LLC		183
Baldwin & Shell Construction Co.		CSI Construction Co.		353		Mascaro Construction Co. LP		275
Balfour Beatty US		J.P. Cullen and Sons Inc.		261		Matrix Service Co.		116
Barnard Construction Co. Inc.		Current Builders		344		MATT Construction		202
Barnhill Contracting Co.		<b>D</b>				McCarthy Holdings Inc.		19
Barr & Barr Inc.		Danis		247		McCownGordon Construction		159
Bartlett Brainard Eacott Inc.		James G. Davis Construction Corp.		100		McGough		127
Bartlett Cocke General Contractors LLC		Day & Zimmermann		99		The McShane Cos.		75
Barton Malow Holdings LLC		Deacon Construction LLC		216		MEB		372
Batson-Cook Construction		DeAngelis Diamond Construction		306		Messer Construction Co.		62
BBL Construction Services LLC		Dellbrook I, JKS		280		CR Meyer		185
Bechtel		Dennis Group		180		Michels Corp.		28
The Beck Group		DEPCOM Power		203		The Middlesex Corp.		222
Bell & Associates Construction LP		Devcon Construction Inc.		40		Milender White		301
Berglund Construction Co.		P.J. Dick - Trumbull - Lindy Paving		91		Millie and Severson General Contractors		212
Bernards		DIMEO Construction Co.		215		Miron Construction Co. Inc.		68
The Bette Cos.		Dome Construction Inc.		233		Moorefield Construction Inc.		394
Big-D Construction		Donohoe Construction Co.		382		Morley Builders		192
Blifinger North America Inc.		Doran Cos.		339		Mortenson		18
Blach Construction		Doster Construction Co. Inc.		327		Moss		61
Black & Veatch		DPR Construction		10		MW Builders		295
Blythe Development Co.		Dragados		27		MWH Constructors Inc.		166
BMWC Constructors Inc.		C.W. Driver Cos.		162		MYCON General Contractors Inc.		368
BNBuilders Inc.		Drymalla Construction Co.		265		Allan Myers		94
Boh Bros. Construction Co. LLC		Duke Construction		137		<b>N</b>		
The Boldt Co.		JE Dunn Construction Group		20		Nabholz Construction Corp.		121
Bowen Engineering Corp.		<b>E</b>				Nan Inc.		234
Bozuto Construction Co.		ECC		196		NEI General Contracting		364
Bradbury Stamm Construction Inc.		Edifice Inc.		362		New Enterprise Stone & Lime Co. Inc.		194
The Branch Group Inc.		Electrical Consultants Inc.		211		New South Construction Co.		241
Brasfield & Gorrie L.L.C.		Elford Inc.		238		Nibbi Brothers General Contractors		230
Brinkmann Constructors		EMJ Corp.		262		The Norwood Co.		386
Brown Construction Inc.		Engineered Structures Inc. (ESI)		206		<b>O</b>		
Bryan Construction Inc.		ENTACT		321		O&G Industries Inc.		226
Buch Construction Inc.		Eurovia USA (fka The Hubbard Group Inc.)		95		O'Neil Industries Inc.		122
Bulley & Andrews		Executive Construction Inc.		333		O'Shea Builders		400
Burns & McDonnell		Exxel Pacific Inc.		292		OHL USA Inc.		70
Butz Enterprises Inc.		Exyte US Inc.		246		Oakland Corp.		54
Byrne Construction Services		<b>F</b>				R.D. Olson Construction		348
Caddell Construction Co. (DE) LLC		Fagen Inc.		173		Oltmans Construction Co.		184
Cahill Contractors		FCI Constructors Inc.		170		The Opus Group		259
Cajun Industries Holdings LLC		FCL Builders LLC		85		Orion Group Holdings Inc.		134
Callahan Construction Managers		Ferreira Construction Co. Inc.		172		C. Overaa & Co.		269
Cardi Corp.		Ferrovial US Construction Corp.		36		<b>P</b>		
Carroll Daniel Construction Co.		J.H. Findorff & Son Inc.		118		PARIC Holdings		221
Catamount Constructors Inc.		FINFROCK		341		Parkway C&A LP		343
CBRE		Flatiron Construction		46		Parrish Construction Group Inc.		381
CDM Smith		J. Fletcher Creamer & Son Inc.		218		Parsons		163
CF Evans Construction		Fluor		3		F.H. Paschen		126
Chanen Construction Co. Inc.		Fontaine Bros. Inc.		334		PC Construction Co.		356
D.F. Chase Inc.		Fort Myer Construction Corp.		305		PCL Construction		14
Chasse Building Team		Fortis Construction Inc.		82				
China Construction America/Plaza Construction		Frana Cos. Inc.		272				
Choate Construction Co.		<b>G</b>						
The Christman Co.		Garco Construction		357				
Garney Holding Co.		Gemina Power Systems		329		Ghillotti Construction Co.		359
Gilbane Building Co.		Gly Construction		167		Goodfellow Bros.		158
Graham Construction		Graham Construction		156		Granger Construction Co.		257
Granger Construction Co.		Granite Construction Inc.		25		Gray Construction		51
Graycor		Great Lakes Dredge & Dock Co.		125		Grunley Construction Co. Inc.		239
H&M Co. Inc.		Haskell		86		<b>H</b>		
The Hagerman Group		Hathaway Dinwiddie Construction Co.		44		H&M Co. Inc.		197
Hanover Co.		Hawaiian Dredging Construction Co. Inc.		171		The Hagerman Group		256
BL Harbert International		Haydon Building Corp.		311		Hill & Wilkinson General Contractors		288
Harkins Builders		Hensel Phelps		12		Hillwood Construction Services		168
Harper Construction Co. Inc.		Hill & Wilkinson General Contractors		288		HITT Contracting Inc.		32
Harper General Contractors		Hoffman Construction		31		Hoar Construction		104
David E. Harvey Builders Inc.		Holder Construction		21		Holt Construction Corp.		371
Haselden Construction		Holt Construction Corp.		371		E.W. Howell Co. LLC		310
Haskell		Hudson Meridian Construction Group		363		Hunter Roberts Construction Group LLC		106
Hathaway Dinwiddie Construction Co.		Hunzinger Construction Co.		284		Hutton Corp.		314
Hawaiian Dredging Construction Co. Inc.		Hutton Corp.		314		<b>I</b>		
Haydon Building Corp.		i+iconUSA		354		IHC Construction Cos. LLC		393
Hensel Phelps		IMC Construction		232		Infrastructure and Energy Alternatives Inc.		48
Hill & Wilkinson General Contractors		INTECH Construction		235		Iovino Enterprises		231
Hillwood Construction Services		Iovino Enterprises		231		IPS-Integrated Project Services LLC		243
HITT Contracting Inc.		J				<b>J</b>		
Hoar Construction		Jacobson Construction Co. Inc.		157		The Jaynes Cos.		391
Hoffman Construction		The Jaynes Cos.		391		Jingoli - DCO		175
Holder Construction		Jingoli - DCO		175		Joeris General Contractors Ltd.		143
Holt Construction Corp.		Joeris General Contractors Ltd.		143		GE Johnson		164
E.W. Howell Co. LLC		GE Johnson		164		W. M. Jordan Co.		153
Hudson Meridian Construction Group		W. M. Jordan Co.		153		JPI		240
Hunter Roberts Construction Group LLC		JPI		240		JRM Construction Management		144
Hunzinger Construction Co.		JRM Construction Management		144		Juneau Construction Co.		367
Hutton Corp.		Juneau Construction Co.		367		<b>K</b>		
<b>I</b>		K				M. B. Kahn Construction Co. Inc.		273
i+iconUSA		M. B. Kahn Construction Co. Inc.		273		Kajima Building & Design Group Inc.		228
IHC Construction Cos. LLC		Kajima Building & Design Group Inc.		228		KAST Construction Co. LLC		189
IMC Construction		KAST Construction Co. LLC		189		Kaufman Lynn Construction		224
Infrastructure and Energy Alternatives Inc.		Kaufman Lynn Construction		224		KBE Building Corp.		281
INTECH Construction		KBE Building Corp.		281		KBS Inc.		249
Iovino Enterprises		KBS Inc.		249		Lee Kennedy Co.		276
IPS-Integrated Project Services LLC		Lee Kennedy Co.		276		Key Construction Inc.		369
<b>J</b>		Key Construction Inc.		369		Kiely Family of Cos.		395
Jacobson Construction Co. Inc.		Kiely Family of Cos.		395		Kiewit Corp.		4
The Jaynes Cos.		Kiewit Corp.		4		Kitchell Corp.		149
Jingoli - DCO		Kitchell Corp.		149		Klinger Cos. Inc.		214
Joeris General Contractors Ltd.		Klinger Cos. Inc.		214		Albert C. Kobayashi Inc.		299
GE Johnson		Albert C. Kobayashi Inc.		299		The Kokosing Group of Cos.		53
W. M. Jordan Co.		The Kokosing Group of Cos.		53		The Korte Co.		300
JPI		The Korte Co.		300		KPRS Construction Services Inc.		161
JRM Construction Management		KPRS Construction Services Inc.		161				
Juneau Construction Co.								

# Where to Find the Top 400

FIRM	RANK	FIRM	RANK	FIRM	RANK	FIRM	RANK	
F.A. Peinado LLC (dba Peinado Construction)	289	Robins & Morton	81	Southland Holdings LLC	83	<b>V</b>		
The PENTA Building Group	174	Rockford Construction Co.	227	SpawGlass Holding LP	187		James R. Vannoy & Sons Construction Co. Inc.	169
Pepper Construction	76	Rodgers Builders Inc.	133	Stacy and Witbeck Inc.	140		VCC LLC	147
Performance Contractors Inc.	84	Roebbeln Contracting Inc.	317	Staker Parson Materials & Construction	199		Vecellio Group Inc.	225
Perlo Construction	294	Rogers-O'Brien Construction	135	Stellar	139		Vericon Construction Co.	396
Pernix Group Inc.	252	Roncilli Inc.	361	Sterling Construction Co. Inc.	64		VJS Construction Services	377
Charles Perry Partners Inc.	349	The Rudolph Libbe Cos. Inc.	160	STO Building Group Inc.	6			
Phillips Infrastructure Holdings Inc.	271	Russell Construction Co. Inc.	388	STRIKE	98			
GH Phipps Construction Cos.	260	Ryan Cos. US Inc.	26	Suffolk Construction Co. Inc.	23			
The Pike Cos. Ltd.	208	Rycon Construction Inc.	207	Sukut Construction LLC	313			
Pioneer Construction	312			Summit Contracting Group Inc.	151			
Plant Construction Co. LP	245	<b>S</b>		Sundt Construction Inc.	58			
Poettker Construction Co.	390	S&B Engineers and Constructors Ltd.	57	Superior Construction Holding Co. Inc.	217	<b>W, Y, Z</b>		
Pogue Construction Co. LP	179	Sarnet Corp.	182	Swinerton	17	Walbridge	43	
Posillico Inc.	178	Satterfield & Pontikes Construction Inc.	148	Sys-Con LLC	335	Walker & Co. Inc.	376	
Power Construction Co. LLC	102	Saunders Construction Inc.	258			The Walsh Group	15	
Primus Builders Inc.	374	Schimenti Construction Co.	338	<b>T</b>		T N Ward Co.	383	
Procidia Cos.	347	CG Schmidt	242	Teichert Construction	105	Webcor	60	
		Security Paving Co. Inc.	254	Terminal Construction Corp.	384	Weeks Marine Inc.	119	
<b>Q</b>		Sellen Construction	165	Torcon Inc.	278	Weis Builders Inc.	186	
Q&D Construction	277	SEMA Construction Inc.	282	Traylor Bros. Inc.	145	The Weitz Co. & Affiliates	71	
Quandel Enterprises Inc.	316	Sevenson Environmental Services Inc.	355	Triton Construction Co. LLC	287	Wespac Construction Inc.	370	
		Shaw Construction	290	Truebeck Construction	120	Wharton-Smith Inc.	154	
<b>R</b>		Shawmut Design and Construction	77	Turner & Townsend	195	The Whiting-Turner Contracting Co.	5	
R&O Construction	268	Shiel Sexton Co. Inc.	286	The Turner Corp.	1	WIELAND	340	
Rabren General Contractors	360	Howard Shockey & Sons Inc.	326	Turner Industries Group LLC	35	F.A. Wilhelm Construction	74	
Railroad Construction Co. Inc.	397	Shook Construction	293	Tutor Perini Corp.	7	Williams Brothers Construction Co. Inc.	142	
RailWorks	107	Skanska USA	9			Williams Industrial Services Group Inc.	325	
Rand Construction Corp.	253	Skender	251			Willmeng Construction Inc.	201	
E.E. Reed Construction LP	101	Skyline Construction	190			Wohlsen Construction Co.	266	
River City Construction LLC	309	Sletten Cos.	267	<b>U</b>		Wood	38	
James E. Roberts - Obayashi Corp.	346	C D Smith Construction	188	Ulliman Schutte Construction LLC	358	Worley	52	
				United E&C Inc.	193	The Yates Cos. Inc.	29	
						Zachry Construction Corp.	210	
						Zachry Group	41	



**ENR**eNewsletters  
Engineering News-Record

## Insights on Equipment, Risk, Technology, Energy, Workforce

Interested in Technology, Risk, Equipment, Energy and Workforce news from the engineered construction industry? Subscribe to ENR's newsletters!

**VISIT ENR.com/enews**  
**SIGN UP TODAY!**



## Where the 2021 Top 400 Contractors Worked

Region Country Company

### A. NORTH AMERICA

#### CANADA

*APTIM*  
*ARCO Construction Cos.*  
*Aegion Corp.*  
*Alberici-Flintco*  
*Barnard Construction Co. Inc.*  
*Barton Malow Holdings LLC*  
*Bechtel*  
*Black & Veatch*  
*Burns & McDonnell*  
*CBRE*  
*CDM Smith*  
*China Constr. America/Plaza Constr.*  
*Day & Zimmermann*  
*Dennis Group*  
*Dragados*  
*ECC*  
*Flatiron Construction*  
*Fluor*  
*Gilbane Building Co.*  
*Graham Construction*  
*Granite Construction Inc.*  
*Gray Construction*  
*HITT Contracting Inc.*  
*IPS-Integrated Project Services LLC*  
*Jingoli - DCO*  
*Kiewit Corp.*  
*MWH Constructors Inc.*  
*Manson Construction Co.*  
*Matrix Service Co.*  
*Michels Corp.*  
*Mortenson*  
*PCL Construction*  
*Parkway C&A LP*  
*Parsons*  
*RailWorks*  
*Roncelli Inc.*  
*STO Building Group Inc.*  
*Southland Holdings LLC*  
*The Turner Corp.*  
*The Walsh Group*  
*Tutor Perini Corp.*  
*United E&C Inc.*  
*Weeks Marine Inc.*  
*Williams Industrial Services Group Inc.*  
*Wood*  
*Zachry Group*

### B. LATIN AMERICA

#### ARGENTINA

*CBRE*  
*China Constr. America/Plaza Constr.*  
*Fluor*

Region Country Company

#### BOLIVIA

*Wood*

#### BRAZIL

*Bechtel*  
*CBRE*  
*Fluor*  
*IPS-Integrated Project Services LLC*

#### CHILE

*Aegion Corp.*  
*Bechtel*  
*CBRE*  
*Fluor*  
*Wood*

#### COLOMBIA

*CBRE*  
*Fluor*

#### COSTA RICA

*CBRE*

#### ECUADOR

*Haskell*

#### GUATEMALA

*BL Harbert International*

#### HONDURAS

*BL Harbert International*  
*Fluor*  
*Orion Group Holdings Inc.*

#### MEXICO

*Alberici-Flintco*  
*BL Harbert International*  
*Barton Malow Holdings LLC*  
*CBRE*  
*Caddell Construction Co. (DE) LLC*  
*Commercial Contracting Corp.*  
*Dennis Group*  
*Fluor*  
*Gilbane Building Co.*  
*Granite Construction Inc.*  
*Haskell*  
*IPS-Integrated Project Services LLC*  
*Kiewit Corp.*  
*Manhattan Construction Group*  
*The Beck Group*  
*The Turner Corp.*  
*Walbridge*

#### PANAMA

*CBRE*  
*China Constr. America/Plaza Constr.*



## Where the 2021 Top 400 Contractors Worked

### Region Country Company

*Weeks Marine Inc.*

#### **PARAGUAY**

*Caddell Construction Co. (DE) LLC*

#### **PERU**

*APTIM*

*Bechtel*

*CBRE*

*Fluor*

*Wood*

#### **SURINAME**

*BL Harbert International*

#### **URUGUAY**

*Tutor Perini Corp.*

#### **VENEZUELA**

*Fluor*

*Zachry Group*

### **C. CARIBBEAN ISLANDS**

#### **CUBA**

*DPR Construction*

*Gilbane Building Co.*

*Wood*

#### **GREATER ANTILLES**

*CBRE*

*Caddell Construction Co. (DE) LLC*

*Dennis Group*

*Haskell*

*Manhattan Construction Group*

*Orion Group Holdings Inc.*

*Southland Holdings LLC*

#### **LESSER ANTILLES**

*APTIM*

*Caddell Construction Co. (DE) LLC*

*China Constr. America/Plaza Constr.*

*Fluor*

*Gilbane Building Co.*

*Jingoli - DCO*

*OHL USA Inc.*

*Orion Group Holdings Inc.*

*Rockford Construction Co*

*S&B Engineers and Constructors Ltd.*

*Weeks Marine Inc.*

#### **PUERTO RICO**

*APTIM*

*Fluor*

*The Lemoine Co.*

*The Walsh Group*

### Region Country Company

*Tutor Perini Corp.*

*Weeks Marine Inc.*

### **D. EUROPE**

#### **ALBANIA**

*Bechtel*

*CBRE*

#### **AUSTRIA**

*CBRE*

#### **AZERBAIJAN**

*Bechtel*

*Fluor*

#### **BELGIUM**

*Aegion Corp.*

*CBRE*

*Caddell Construction Co. (DE) LLC*

*Fluor*

*Parsons*

#### **BOSNIA & HERZEGOVINA**

*CBRE*

#### **BULGARIA**

*CBRE*

#### **CROATIA**

*CBRE*

#### **CZECH REP.**

*CBRE*

#### **DENMARK**

*Aegion Corp.*

*CBRE*

*IPS-Integrated Project Services LLC*

#### **FINLAND**

*CBRE*

*Fluor*

#### **FRANCE**

*CBRE*

*Day & Zimmermann*

*Fluor*

*Wood*

#### **GEORGIA**

*Bechtel*

*Parsons*

#### **GERMANY**

*APTIM*

## Where the 2021 Top 400 Contractors Worked

### Region Country Company

*CBRE*  
*DPR Construction*  
*ECC*  
*Fluor*  
*IPS-Integrated Project Services LLC*  
*Parsons*  
*Pernix Group Inc.*  
*Wood*

#### **GREECE**

*Caddell Construction Co. (DE) LLC*

#### **HUNGARY**

*CBRE*  
*Engineered Structures Inc. (ESI)*  
*Fluor*

#### **IRELAND**

*Aegion Corp.*  
*CBRE*  
*Fluor*  
*Gray Construction*  
*IPS-Integrated Project Services LLC*  
*STO Building Group Inc.*

#### **ITALY**

*CBRE*  
*ECC*  
*Parsons*  
*Wood*

#### **NETHERLANDS**

*Aegion Corp.*  
*CBRE*  
*Caddell Construction Co. (DE) LLC*  
*DPR Construction*  
*Fluor*  
*Wood*

#### **NORWAY**

*Aegion Corp.*  
*CBRE*  
*Fluor*

#### **POLAND**

*CBRE*  
*Fluor*  
*Wood*

#### **PORTUGAL**

*CBRE*  
*Dennis Group*  
*ECC*

#### **ROMANIA**

*Bechtel*

### Region Country Company

*Bryan Construction Inc.*  
*CBRE*  
*ECC*

#### **RUSSIA**

*CBRE*  
*Caddell Construction Co. (DE) LLC*  
*Fluor*

#### **SERBIA**

*Bechtel*  
*CBRE*

#### **SLOVAKIA**

*Fluor*

#### **SLOVENIA**

*CBRE*

#### **SPAIN**

*Aegion Corp.*  
*CBRE*  
*ECC*  
*Gilbane Building Co.*  
*IPS-Integrated Project Services LLC*  
*Wood*

#### **SWEDEN**

*BL Harbert International*  
*CBRE*  
*Fluor*

#### **SWITZERLAND**

*CBRE*  
*DPR Construction*  
*IPS-Integrated Project Services LLC*

#### **UKRAINE**

*Bechtel*

#### **UNITED KINGDOM**

*Aegion Corp.*  
*BL Harbert International*  
*Bechtel*  
*Black & Veatch*  
*CBRE*  
*DPR Construction*  
*ECC*  
*Fluor*  
*Gilbane Building Co.*  
*IPS-Integrated Project Services LLC*  
*MWH Constructors Inc.*  
*Parsons*  
*STO Building Group Inc.*  
*Southland Holdings LLC*  
*The Turner Corp.*

## Where the 2021 Top 400 Contractors Worked

Region Country Company

*Wood*

### E. MIDDLE EAST

#### AFGHANISTAN

*Caddell Construction Co. (DE) LLC  
Fluor  
Gilbane Building Co.  
The Weitz Co. & Affiliates*

#### BAHRAIN

*APTIM  
Bechtel  
ECC  
Great Lakes Dredge & Dock Co.  
The Weitz Co. & Affiliates*

#### IRAQ

*BL Harbert International  
Fluor  
The Weitz Co. & Affiliates*

#### ISRAEL

*CBRE  
CDM Smith  
Fluor  
Gilbane Building Co.  
MWH Constructors Inc.*

#### JORDAN

*BL Harbert International  
The Turner Corp.*

#### KUWAIT

*Aegion Corp.  
Fluor  
The Turner Corp.  
The Weitz Co. & Affiliates*

#### LEBANON

*BL Harbert International  
CDM Smith  
Parsons*

#### OMAN

*Aegion Corp.  
Bechtel*

#### PAKISTAN

*BL Harbert International  
CBRE*

#### QATAR

*Aegion Corp.  
BL Harbert International  
Bechtel*

Region Country Company

*Fluor  
The Weitz Co. & Affiliates  
Wood*

### SAUDI ARABIA

*Aegion Corp.  
Bechtel  
Caddell Construction Co. (DE) LLC  
Fluor  
Gilbane Building Co.  
The Turner Corp.  
The Weitz Co. & Affiliates  
Tutor Perini Corp.*

### TURKEY

*BL Harbert International  
CBRE  
Fluor  
The Turner Corp.*

### U.A.E.

*Aegion Corp.  
Bechtel  
Parsons  
The Turner Corp.*

### F. ASIA

#### BRUNEI

*Aegion Corp.*

#### CAMBODIA

*Haskell*

#### CHINA (P.R.C.)

*CBRE  
Fluor  
IPS-Integrated Project Services LLC*

#### DIEGO GARCIA

*Gilbane Building Co.  
Parsons  
Tutor Perini Corp.*

#### HONG KONG (P.R.C.)

*Aegion Corp.  
Bechtel  
CBRE*

#### INDIA

*Aegion Corp.  
BL Harbert International  
Bechtel  
CBRE  
Caddell Construction Co. (DE) LLC  
Fluor*

## Where the 2021 Top 400 Contractors Worked

### Region Country Company

*IPS-Integrated Project Services LLC*  
*The Turner Corp.*

#### **INDONESIA**

*Aegion Corp.*  
*BL Harbert International*  
*Bechtel*  
*Black & Veatch*  
*CBRE*  
*Fluor*  
*The Turner Corp.*

#### **JAPAN**

*APTIM*  
*Aegion Corp.*  
*CBRE*  
*Fluor*  
*Gilbane Building Co.*  
*Parsons*  
*The Weitz Co. & Affiliates*

#### **KAZAKHSTAN**

*Fluor*

#### **KOREA, SOUTH**

*BL Harbert International*  
*CBRE*  
*DPR Construction*  
*Gilbane Building Co.*  
*Matrix Service Co.*  
*Parsons*  
*Pernix Group Inc.*  
*Wood*

#### **KYRGYZSTAN**

*CBRE*

#### **MALAYSIA**

*Aegion Corp.*  
*Black & Veatch*  
*CBRE*  
*Fluor*  
*Haskell*

#### **MONGOLIA**

*Fluor*

#### **PHILIPPINES**

*CBRE*  
*Fluor*  
*Haskell*  
*Tutor Perini Corp.*

#### **SINGAPORE**

*Aegion Corp.*  
*CBRE*

### Region Country Company

*DPR Construction*  
*Fortis Construction Inc.*

#### **SRI LANKA**

*Caddell Construction Co. (DE) LLC*

#### **TAIWAN**

*Aegion Corp.*  
*Bechtel*  
*Black & Veatch*  
*CBRE*  
*Fluor*

#### **THAILAND**

*Aegion Corp.*  
*BL Harbert International*  
*Bechtel*  
*Black & Veatch*  
*CBRE*  
*Fluor*  
*The Turner Corp.*

#### **TURKMENISTAN**

*Caddell Construction Co. (DE) LLC*

#### **VIETNAM**

*Black & Veatch*  
*CBRE*  
*CDM Smith*  
*The Turner Corp.*

## **G. AUSTRALIA/OCEANIA**

#### **AUSTRALIA**

*Aegion Corp.*  
*Bechtel*  
*Black & Veatch*  
*CBRE*  
*Engineered Structures Inc. (ESI)*  
*Fluor*

#### **NEW ZEALAND**

*Aegion Corp.*  
*CBRE*

#### **PACIFIC ISLANDS**

*APTIM*  
*Parsons*  
*Pernix Group Inc.*

#### **PAPUA NEW GUINEA**

*Caddell Construction Co. (DE) LLC*

## Where the 2021 Top 400 Contractors Worked

Region Country Company

### G. NORTH AFRICA

#### ALGERIA

*Bechtel*

#### EGYPT

*Bechtel*

*CBRE*

*The Turner Corp.*

*The Weitz Co. & Affiliates*

#### MOROCCO

*BL Harbert International*

*CBRE*

#### NIGER

*BL Harbert International*

*Fluor*

#### SUB SAHARA

*Caddell Construction Co. (DE) LLC*

*Gilbane Building Co.*

#### TUNISIA

*AECOM*

*Jensen Hughes*

*Karn Charuhas Chapman & Twohey, PC*

*KBR Inc.*

*KPFF Consulting Engineers*

*Merrick & Co.*

*Sargent & Lundy*

*Wood*

### H. CENTRAL AND SOUTHERN AFRICA

#### ANGOLA

*Bechtel*

#### BOTSWANA

*Fluor*

#### GABON

*Bechtel*

#### GUINEA

*Fluor*

#### KENYA

*Bechtel*

*Caddell Construction Co. (DE) LLC*

#### MOZAMBIQUE

*Fluor*

*Pernix Group Inc.*

Region Country Company

### SOUTH AFRICA

*Aegion Corp.*

*Fluor*

### UGANDA

*Fluor*

*Pernix Group Inc.*

### ZIMBABWE

*BL Harbert International*

### I. ANTARCTIC/ARCTIC

#### ANTARCTIC/ARCTIC

*Parsons*

## 2021 Top 400 Contractors – Subsidiaries by Rank

<b>Rank</b>	<b>Company</b>	<b>Subsidiary</b>	<b>Rank</b>	<b>Company</b>	<b>Subsidiary</b>
2	<b>Bechtel</b>	BNT International Company Bechtel Construction Operation, Inc. Bechtel Corporation Bechtel Global Energy Inc. Bechtel Global Infrastructure & Minerals Inc. Bechtel India Private Ltd. Bechtel Nuclear, Security & Environmental, Inc.			Tutor Perini Building Corp. Tutor Perini Civil Construction
3	<b>Fluor</b>	Fluor Constructors International Inc. Fluor Enterprises Inc.	9	<b>Skanska USA</b>	Skanska USA Building Skanska USA Civil
4	<b>Kiewit</b>	Cherne Contracting Corporation Construction Kiewit Cie Ganotec Inc. Kiewit Building Group Inc. Kiewit Canada Group Inc. Kiewit Energy Group Inc. Kiewit Engineering Group Inc. Kiewit Foundations Co. Kiewit Infrastructure Co. Kiewit Infrastructure South Co. Kiewit Infrastructure West Co. Kiewit Offshore Services Ltd. Kiewit Power Constructors Co. Kiewit Water Facilities South Co. Mass. Electric Construction Co. Peter Kiewit Sons ULC T.E. Ibberson Company TIC - The Industrial Company	11	<b>Gilbane Building Co.</b>	G.O. Services GRS Disaster Recovery Gilbane Federal
6	<b>STO Building Group Inc.</b>	Abbott Construction Ajax Building Company BCCI Construction Govan Brown LF Driscoll Layton Construction Pavarini Construction Pavarini McGovern Structure Tone Global Services Structure Tone International Structure Tone LLC Structure Tone Southwest	13	<b>Clark Group</b>	CBG Building Company Edgemoor Real Estate and Infrastructure Guy F. Atkinson Construction LLC S2N Technology Group Shirley Contracting Company LLC
7	<b>Tutor Perini</b>	AZCO Becho Inc. Black Construction Frontier - Kemper Lunda Construction Perini Management Services Roy Anderson Corp. Rudolph and Sletten	14	<b>PCL Construction</b>	Melloy Industrial Services Inc. Nordic PCL Construction, Inc. PCL Builders Inc. PCL Civil Constructors, Inc. PCL Construction Enterprises, Inc. PCL Construction Management Inc. PCL Construction Resources (U.S.A.) Inc. PCL Construction Resources Inc. PCL Construction Services, Inc. PCL Construction, Inc. PCL Constructors Canada Inc. PCL Constructors Northern Inc. PCL Constructors Westcoast Inc. PCL Energy Inc. PCL Industrial Construction Co. PCL Industrial Constructors Inc. PCL Industrial Services Inc. PCL Industrial Services, Inc. PCL Investments Canada
			16	<b>Balfour Beatty US</b>	Balfour Beatty Communities Balfour Beatty Construction Balfour Beatty Infrastructure Balfour Beatty Rail Fru-Con
			18	<b>Mortenson</b>	M. A. Mortenson Company Mortenson International, Inc.
			19	<b>McCarthy Holdings Inc.</b>	MC Industrial, Inc McCarthy Building Companies, Inc

## 2021 Top 400 Contractors – Subsidiaries by Rank

Rank	Company	Subsidiary	Rank	Company	Subsidiary
23	<b>Suffolk Construction Co. Inc.</b>	<ul style="list-style-type: none"> <li><i>Liberty Construction Services</i></li> <li><i>Liberty Conshor</i></li> <li><i>Liberty Equipment and Supply</i></li> <li><i>Liberty West -NY Inc.</i></li> </ul>			<i>Precision Construction</i>
24	<b>Clayco</b>	<ul style="list-style-type: none"> <li><i>CRG</i></li> <li><i>Concrete Strategies</i></li> <li><i>Lamar Johnson Collaborative</i></li> <li><i>Ventana</i></li> </ul>	33	<b>Lendlease</b>	<ul style="list-style-type: none"> <li><i>Lendlease (US) Construction Inc.</i></li> <li><i>Lendlease (US) Construction Inc.</i></li> <li><i>Lendlease (US) Construction Inc.</i></li> <li><i>Lendlease (US) Construction Inc.</i></li> <li><i>Lendlease (US) Construction LMB Inc.</i></li> <li><i>Lendlease (US) Construction LMB Inc.</i></li> <li><i>Lendlease (US) Public Partnerships LLC</i></li> </ul>
25	<b>Granite Construction Inc.</b>	<ul style="list-style-type: none"> <li><i>Granite Inliner</i></li> <li><i>Granite Power, Inc</i></li> <li><i>Intermountain Slurry Sea</i></li> <li><i>International Directional Services (IDS)</i></li> <li><i>Layne, A Granite Company (Layne)</i></li> <li><i>Liner Products</i></li> <li><i>LiquiForce, a Granite Company (LiquiForce)</i></li> </ul>	34	<b>ARCO Construction Cos.</b>	<ul style="list-style-type: none"> <li><i>ARCO Construction Company</i></li> <li><i>ARCO Design/Build</i></li> <li><i>ARCO Design/Build Industrial</i></li> <li><i>ARCO Murray Construction Company</i></li> <li><i>ARCO National Construction</i></li> <li><i>ARCO/Murray National</i></li> </ul>
27	<b>Dragados</b>	<ul style="list-style-type: none"> <li><i>Dragados Canada, Inc.</i></li> <li><i>Dragados USA, Inc.</i></li> <li><i>J.F. White Contracting Co.</i></li> <li><i>John P. Picone, Inc.</i></li> <li><i>Prince Contracting, LLC</i></li> <li><i>Pulice Construction, Inc.</i></li> <li><i>Schiavone Construction Co., LLC</i></li> </ul>	35	<b>Turner Industries Group LLC</b>	<ul style="list-style-type: none"> <li><i>Turner Industrial Maintenance, LLC</i></li> <li><i>Turner Specialty Services, LLC</i></li> </ul>
29	<b>The Yates Cos. Inc.</b>	<ul style="list-style-type: none"> <li><i>American Industrial Construction, LLC</i></li> <li><i>Blaine Construction Corporation</i></li> <li><i>Edwards Electric Service, LLC</i></li> <li><i>JESCO, Inc.</i></li> <li><i>Merit Electrical, Inc.</i></li> <li><i>Superior Asphalt, Inc.</i></li> <li><i>W.G. Yates &amp; Sons Construction Company</i></li> <li><i>Yates Constructors, LLC</i></li> <li><i>Yates Engineers, LLC</i></li> <li><i>Yates Services, LLC</i></li> </ul>	36	<b>Ferrovial US Construction Corp.</b>	<ul style="list-style-type: none"> <li><i>Ferrovial Construction US Corp</i></li> <li><i>Webber, LLC</i></li> </ul>
30	<b>Alberici-Flintco</b>	<ul style="list-style-type: none"> <li><i>Alberici Constructors, Inc.</i></li> <li><i>Alberici Constructors, Ltd.</i></li> <li><i>CAS Constructors, LLC</i></li> <li><i>Flintco, LLC</i></li> <li><i>WWPS</i></li> </ul>	37	<b>Barton Malow Holdings LLC</b>	<ul style="list-style-type: none"> <li><i>Barton Malow Builders LLC</i></li> <li><i>Barton Malow Company</i></li> <li><i>LiftBuild.</i></li> </ul>
31	<b>Hoffman Construction</b>	<ul style="list-style-type: none"> <li><i>Hoffman Mechanical Corporation</i></li> <li><i>Hoffman Specialty Contracting</i></li> <li><i>Hoffman Structures</i></li> <li><i>Ming Surveyors</i></li> </ul>	39	<b>Austin Industries</b>	<ul style="list-style-type: none"> <li><i>Austin Bridge &amp; Road</i></li> <li><i>Austin Commercial</i></li> <li><i>Austin Industrial</i></li> </ul>
			41	<b>Zachry Group</b>	<ul style="list-style-type: none"> <li><i>JV Industrial</i></li> <li><i>Zachry Engineering</i></li> <li><i>Zachry Industrial</i></li> <li><i>Zachry Nuclear</i></li> </ul>
			42	<b>Colas Inc.</b>	<ul style="list-style-type: none"> <li><i>Barrett Industries</i></li> <li><i>Branscome Inc.</i></li> <li><i>Colas Construction USA</i></li> <li><i>Colas ISS</i></li> <li><i>Colas Solutions</i></li> <li><i>Colaska</i></li> <li><i>Delta Companies Inc.</i></li> <li><i>Reeves Construction Co.</i></li> <li><i>Simon</i></li> </ul>

## 2021 Top 400 Contractors – Subsidiaries by Rank

**Rank Company** *Subsidiary*

**Rank Company** *Subsidiary*

*Sully-Miller Contacting Co.*

**45 Burns & McDonnell**

*AZCO  
Ref-Chem*

**46 Flatiron Construction**

*AECON-Flatiron-Dragados-EBC GP, JV  
Branch-Flatiron, JV  
Dragados-Flatiron, JV  
Dragados-Flatiron-Sukut, JV  
Dragados-Vinci-Flatiron-DCB, JV  
EE Cruz and Company, Inc  
Flatiron Constructors Canada  
Flatiron Constructors, Inc  
Flatiron Electric Group, Inc  
Flatiron West, Inc  
Flatiron-AECOM, JV  
Flatiron-AECON WCRR, JV  
Flatiron-AECON, JV  
Flatiron-BDC Greensboro, JV  
Flatiron-BDC, JV  
Flatiron-Branch, JV  
Flatiron-Dragados, JV  
Flatiron-Dragados, JV  
Flatiron-Dragados-AECON-LaFrage, JV  
Flatiron-Dragados-Sukut, JV  
Flatiron-Drill Tech, JV  
Flatiron-Graham, JV  
Flatiron-Graham-Parsons, JV  
Flatiron-Harper, JV  
Flatiron-Kiewit, JV  
Flatiron-Lane, JV  
Flatiron-Skanska-Stacy Witbeck, JV  
Flatiron-Zachry, JV  
Flour-Balfour-Flatiron-Dragados, JV  
Graham-Flatiron, JV  
Kiewit-Flatiron, JV  
Signature on the St Lawrence, JV  
Stoney Trail Constructors  
Topgrade-Flatiron-Gallagher, JV  
Trans-Park Highway Constructor  
Turner-Flatiron, JV  
Turner-Flatiron, JV  
Turner-PCL-Flatiron, JV*

**48 Infrastructure and Energy Alternatives Inc.**

*American Civil Constructors, Mountain West, LLC  
American Civil Constructors, West Coast, LLC  
Bianchi Electric, LLC  
IEA Constructors, LLC  
Ragnar Benson Construction, LLC  
Saiia Construction, LLC*

*White Construction LLC  
William Charles Construction, LLC  
William Charles Electric, LLC*

**49 Consigli Construction Co. Inc.**

*Consigli Construction Co., Inc.  
Consigli Construction NY, LLC  
Consigli and Associates*

**51 Gray Construction**

*Anderson Dahlen, Inc., A Gray Company  
Gray Development, A Gray Company  
Gray Ohio Valley  
Gray Solutions, A Gray Company  
Gray West  
InLine Engineers, A Gray Company  
Spec Engineering, A Gray Company  
Spencer Bristol Engineering, A Gray Company  
Timberwolff Construction, Inc., A Gray Company  
Willett Engineering, A Gray Company*

**52 Worley**

*Advisian  
Intecsea  
Worley Field Services  
Worley International*

**53 The Kokosing Group of Cos.**

*Area Aggregates, LLC  
Corman Kokosing Construction Company  
Corna Kokosing Construction Company  
Cuyahoga Asphalt Materials, Inc.  
Integrity Kokosing Pipeline Services  
Kokosing Construction Company, Inc.  
Kokosing Industrial, Inc.  
Kokosing Materials, Inc.  
Kokosing, Inc.  
Kokosing-Alberici, LLC  
Kokosing-Mosser Joint Venture  
McGraw/Kokosing, Inc.  
The Olen Corporation*

**54 Okland Corp.**

*Field Labor Corporation  
Okland Construction Co., Inc.  
Okland Management Corporation*

**55 Black & Veatch**

*Black & Veatch Contracting  
Black & Veatch Management Consulting  
Black & Veatch Oil & Gas  
Black & Veatch Power  
Black & Veatch Special Projects  
Black & Veatch Telecom*



## 2021 Top 400 Contractors – Subsidiaries by Rank

Rank	Company	Subsidiary	Rank	Company	Subsidiary
		<i>Black &amp; Veatch Water</i>			
57	<b>S&amp;B Engineers and Constructors Ltd.</b>	<i>Ford, Bacon &amp; Davis, LLC S&amp;B Engineers and Constructors, Ltd. S&amp;B Fabrication Services, Ltd. S&amp;B Group International, Ltd. S&amp;B Infrastructure Construction, Ltd. S&amp;B Infrastructure Engineering, Ltd. S&amp;B Infrastructure Private, Ltd. S&amp;B Northeast Operations, Ltd. S&amp;B Pipeline Division, Ltd. S&amp;B Plant Services, Ltd.</i>	69	<b>Lane Industries Inc.</b>	<i>Impregilo International Infrastructures N.V. Lane Infrastructure, Inc. Lane Worldwide Infrastructure, Inc. The Lane Construction Corporation</i>
59	<b>Big-D Construction</b>	<i>Big-D Midwest Big-D Ogden Big-D Pacific Big-D Signature</i>	70	<b>OHL USA Inc.</b>	<i>Community Asphalt Corporation Judlau Contracting, Inc. OHL Building, Inc. OHL USA, Inc.</i>
63	<b>Barnard Construction Co. Inc.</b>	<i>BFBC, LLC Barnard Bessac JV Barnard Pipeline Barnard of Canada, Inc. Barnard of Nevada, Inc. Kiewit Barnard JV</i>	71	<b>The Weitz Co. &amp; Affiliates</b>	<i>Contract Watts Inc The Weitz Company Weitz Industrial Services Group, LLC Weitz Supply Chain, LLC</i>
64	<b>Sterling Construction Co. Inc.</b>	<i>DeWitt Excavation, LLC J. Banicki Construction Company, Inc. LK Gregory Construction, Inc. Myers and Sons Construction, L.P. Myers and Sons Construction, LLC Plateau Excavation, Inc. Ralph L. Wadsworth Construction Company Road and Highway Builders, LLC Tealstone Commercial, Inc. Tealstone Residential Concrete, Inc. Texas Sterling Construction Co.</i>	72	<b>Clune Construction</b>	<i>Clune Construction</i>
65	<b>Manhattan Construction Group</b>	<i>Cantera Concrete Company Manhattan Construction Company Manhattan Pipeline, LLC Manhattan Road &amp; Bridge Company Manhattan international Construction Company, Ltd. Safezone, LLC Spectrum Contracting, Inc.</i>	74	<b>F.A. Wilhelm Construction</b>	<i>Freitag-Weinhardt Inc Industrial Electric Midwest Associates Poynter Sheet Metal RSQ Fireprotection</i>
67	<b>J.T. Magen &amp; Co. Inc.</b>	<i>JTM Construction Group Inc.</i>	75	<b>The McShane Cos.</b>	<i>Cadence McShane Construction Company McShane Construction Company</i>
			76	<b>Pepper Construction</b>	<i>Pepper Construction Company Pepper Construction, Indiana Pepper Construction, Ohio Pepper Environmental Technologies, Inc.</i>
			78	<b>Adolfson &amp; Peterson Construction</b>	<i>AP Gulf States AP Midwest AP Mountain States AP Southwest AP Wyoming</i>
			82	<b>Fortis Construction Inc.</b>	<i>Fortis Construction, PTE</i>
			83	<b>Southland Holdings LLC</b>	<i>American Bridge Company Heritage Materials Johnson Bros. Corporation Mole Constructors</i>

## 2021 Top 400 Contractors – Subsidiaries by Rank

**Rank Company** *Subsidiary*

**Rank Company** *Subsidiary*

	<i>Oscar Renda Contracting</i>		<b>97 Aegion Corp.</b>
	<i>Southland Contracting</i>		<i>Aegion Coating Services</i>
	<i>Southland Mole of Canada</i>		<i>Brinderson LLC</i>
<b>85</b>	<b>FCL Builders LLC</b>		<i>Corrpro Companies, Inc.</i>
	<i>FCL Builders Arizona LLC</i>		<i>Fibrwrap Construction Services</i>
	<i>FCL Builders California LLC</i>		<i>Institutform Technologies</i>
	<i>FCL Builders Georgia LLC</i>		<i>Schultz Industrial Services</i>
	<i>FCL Builders Maryland LLC</i>		<i>Underground Solutions</i>
	<i>FCL Builders Texas LLC</i>		<i>United Pipeline Systems</i>
	<i>FCL Builders Wisconsin LLC</i>		
<b>86</b>	<b>Haskell</b>		<b>98 STRIKE</b>
	<i>Benham, a Haskell Company</i>		<i>Capstone Energy Services</i>
	<i>Catalyst, a Division of Haskell</i>		<i>Crossfire</i>
	<i>FreemanWhite, a Haskell Company</i>		<i>Delta Directional Drilling</i>
	<i>Seiberling, a Haskell Company</i>		
	<i>The Haskell de Mexico</i>		
<b>88</b>	<b>The Cianbro Cos.</b>		<b>99 Day &amp; Zimmermann</b>
	<i>AZ Corporation</i>		<i>D&amp;Z of Canada Corporation</i>
	<i>Cianbro Constructors</i>		<i>Day &amp; Zimmermann International, Inc.</i>
	<i>Cianbro Corporation</i>		<i>Day &amp; Zimmermann Management Services, Inc.</i>
	<i>Cianbro Development</i>		<i>Day &amp; Zimmermann NPS, Inc.</i>
	<i>Cianbro Equipment</i>		<i>The Atlantic Group, Inc.</i>
	<i>Cianbro Fabrication &amp; Coating</i>		
	<i>Cianbro Properties</i>		
	<i>Starcon International Inc</i>		
<b>90</b>	<b>Coastal Construction Group</b>		<b>101 E.E. Reed Construction LP</b>
	<i>Coastal Condominiums</i>		<i>Davis/Reed Construction, Inc.</i>
	<i>Coastal Condominiums II</i>		<i>E.E. Reed Construction, L.P.</i>
	<i>Coastal Construction Company</i>		<i>E.E. Reed East Coast</i>
	<i>Coastal Construction of Central Florida</i>		<i>Zapalac/Reed Construction Co., L.P.</i>
	<i>Coastal Construction of Miami Dade</i>		
	<i>Coastal Construction of Palm Beach</i>		
	<i>Coastal Construction of Tampa</i>		
	<i>Coastal Homes</i>		
<b>91</b>	<b>PJ Dick - Trumbull - Lindy Paving</b>		<b>102 Power Construction Co. LLC</b>
	<i>Gulisek Construction</i>		<i>United Insulated Structures Corp.</i>
	<i>Stateline Paving</i>		
<b>93</b>	<b>Garney Holding Co.</b>		<b>103 China Constr. America/Plaza Constr.</b>
	<i>A&amp;W Maintenance &amp; Coatings, LLC</i>		<i>CCA Civil</i>
	<i>Garney Companies, Inc.</i>		<i>CCA South America</i>
	<i>Garney Federal, Inc.</i>		<i>Plaza Construction</i>
	<i>Garney Pacific, Inc..</i>		<i>Strategic Capital</i>
<b>95</b>	<b>Eurovia USA (fka The Hubbard Group Inc.)</b>		<b>104 Hoar Construction</b>
	<i>Blythe Construction, Inc.</i>		<i>Hoar Construction</i>
	<i>Eurovia Atlantic Coast, LLC</i>		
	<i>Hubbard Construction Company</i>		
			<b>114 CBRE</b>
			<i>CBRE Heery, Inc.</i>
			<b>116 Matrix Service Co.</b>
			<i>Matrix NAC</i>
			<i>Matrix PDM Engineering</i>
			<i>Matrix Service Inc.</i>
			<b>118 J.H. Findorff &amp; Son Inc</b>
			<i>Metal Design</i>
			<i>Treehouse.</i>

## 2021 Top 400 Contractors – Subsidiaries by Rank

Rank	Company	Subsidiary	Rank	Company	Subsidiary
119	<b>Weeks Marine Inc.</b>	Healy Tibbitts Builders, Inc. M.P. Howlett, Inc. McNally Construction North American Aggregates.			D. Zelinsky and Sons D2 Industrial Services Environmental Quality Management F.D. Thomas Hudspeth K2 Industrial Servicees KM Industrial Mansfield Industrial Mavo Systems National Environmental Services Niles Construction Services Northwest Demolition and Dismantling Petrochem RSI EnTech RSI Services US Coatings
122	<b>O'Neil Industries Inc.</b>	Southland Constructors, Inc. W.E. O'Neil Construction Co. W.E. O'Neil Construction Co. of Arizona W.E. O'Neil Construction Co. of California W.E. O'Neil Construction Co. of Colorado W.E. O'Neil Construction Co. of San Diego			
129	<b>Bartlett Cocke General Contractors LLC</b>	Bartlett Cocke Industrial, LLC			
130	<b>CRB</b>	CRB Builders, LLC CRB Canada, Inc CRB Germany GmbH CRB Group, Inc Clark, Richardson and Biskup Consulting Engineers	148	<b>Satterfield &amp; Pontikes Construction Inc.</b>	Greco Structures Rollcon Westway Construction
134	<b>Orion Group Holdings Inc.</b>	East & West Jones Placement Areas LLC Orion Administrative Services, Inc. Orion Concrete Construction, LLC Orion Construction LP Orion Industrial Construction, LLC Orion Marine Construction Inc. Orion Marine Contractors Inc. Preferred Tool Inc. Schneider E&C Company Inc. TAS Commercial Concrete Construction LLC TAS Proco LLC	149	<b>Kitchell Corp.</b>	BDK Management A Joint Ventrue Kitchell CEM Kitchell Contractors hardison / downey Inc.
136	<b>Bernards</b>	Bernards Builders, Inc.	150	<b>Graycor</b>	Graycor Construction Company Inc. Graycor Industrial Constructors Inc. Graycor Southern Inc.
140	<b>Stacy and Witbeck Inc.</b>	Modern Communications Systems Modern Railway Systems	156	<b>Graham Construction</b>	Gracorp, Inc. Graham Construction & Management, Inc Graham Construction Services, Inc. Graham Construction, Inc. Graham Contracting Ltd. Moltz Construction, Inc.
144	<b>JRM Construction Management</b>	JRM Construction Management New Jersey, LLC JRM Construction West, LLC	158	<b>Goodfellow Bros.</b>	Blasting Technology, Inc. Goodfellow Bros. California, LLC Goodfellow Bros. LLC
146	<b>ASRC Industrial Services</b>	Arctic Pipe Inspection Arctic Testing and Inspection Brad Cole Construction	160	<b>The Rudolph Libbe Cos. Inc.</b>	GEM Energy LLC GEM Facility Management GEM Inc. Lehman Daman Rudolph Libbe Inc. Rudolph Libbe Properties Inc

## 2021 Top 400 Contractors – Subsidiaries by Rank

Rank	Company	Subsidiary	Rank	Company	Subsidiary
161	<b>KPRS Construction Services Inc.</b>	<i>Bergman KPRS Construction, LLC KPRS Hawaii Construction, Inc</i>	181	<b>Bilfinger North America Inc.</b>	<i>Bilfinger Inc Bilfinger Industrial Services, Inc Centennial Contractors Enterprises, Inc.</i>
162	<b>C.W. Driver Cos.</b>	<i>Driver Consulting Group Driver SPG Good &amp; Roberts</i>	186	<b>Weis Builders Inc.</b>	<i>Weis Builders, Inc.</i>
163	<b>Parsons</b>	<i>Parsons Environment &amp; Infrastructure Parsons Government Services Parsons Transportation</i>	187	<b>SpawGlass Holding LP</b>	<i>SpawGlass Civil Contractors Inc. SpawGlass Construction Corporation SpawGlass Contractors Inc.</i>
164	<b>GE Johnson</b>	<i>GE Johnson Special Projects H.W. Houston Construction Schmueser &amp; Associates</i>	190	<b>Skyline Enterprises</b>	<i>ACCEND Construction Skyline Capital Builders Skyline Construction Unimark Construction</i>
166	<b>MWH Constructors Inc.</b>	<i>MWH Treatment Slayden Constructors, Inc.</i>	192	<b>Morley Builders</b>	<i>Benchmark Contractors, Inc. Morley Construction Company</i>
170	<b>FCI Constructors Inc.</b>	<i>FCI Constructors of New Mexico, LLC FCI Constructors of Wyoming, LLC</i>	195	<b>Turner &amp; Townsend</b>	<i>Turner &amp; Townsend AMCL Turner &amp; Townsend Taurus Turner &amp; Townsend cm2r</i>
172	<b>Ferreira Construction Co. Inc.</b>	<i>American Pile and Foundation Ferreira Power Group Ferreira Power West Valiant Companies Vanguard Energy Partners</i>	196	<b>ECC</b>	<i>ECC Constructors, LLC ECC Environmental, LLC ECC Insight LLC ECC International</i>
175	<b>Jingoli - DCO</b>	<i>DM Plant Services, LLC Goldstar Energy Group, Inc. JDC Energy Services, LLC JDM Energy Partners, LLC JJS Management Services, LLC Jet Electrical Testing, LLC Jingoli Nuclear Services, LLC Jingoli Power, LLC Sustainable Engineering Services,</i>	197	<b>H&amp;M Co. Inc.</b>	<i>Concrete Systems Co., LLC Electrical Systems Co., LLC H&amp;M Architects/Engineers, Inc. H&amp;M Construction Co., Inc. H&amp;M Industrial Services, Inc.</i>
180	<b>Dennis Group</b>	<i>Dennis Brasil Engenharia Ltda Dennis Group Canada, Inc. Dennis Group International, Unipessoal Lda Tech4Food Engineering &amp; Innovation Lda The Dennis Engineering Group, LLC The Dennis Group, Inc.</i>	198	<b>Clark Construction Co.</b>	<i>CLARK CONTRACTING SERVICES</i>
			204	<b>The Branch Group Inc.</b>	<i>Branch Builds Inc Branch Civil Inc G.J. Hopkins Inc L.A. Lacy Inc</i>
			208	<b>The Pike Cos. Ltd.</b>	<i>LECESSE Construction Services, LLC</i>

## 2021 Top 400 Contractors – Subsidiaries by Rank

<u>Rank</u> <u>Company</u> <i>Subsidiary</i>	<u>Rank</u> <u>Company</u> <i>Subsidiary</i>
	<i>The Pike Company, Inc.</i>
<b>209</b> <b>Manson Construction Co.</b> <i>Manson Marine Canada, Ltd</i>	<b>223</b> <b>Cajun Industries Holdings LLC</b> <i>Cajun Engineering Solutions, LLC</i> <i>Cajun Industries, LLC</i>
<b>210</b> <b>Zachry Construction Corp.</b> <i>Zachry Federal Construction Corporation</i> <i>Zachry Underground and Utility Services, Inc.</i>	<b>224</b> <b>Kaufman Lynn Construction</b> <i>Gulf Coast Community Builders</i> <i>Kaufman Lynn Construction</i> <i>Kaufman Lynn/WIMCO Joint Venture</i>
<b>211</b> <b>Electrical Consultants Inc.</b> <i>EPC Services Company</i>	<b>225</b> <b>Vecellio Group Inc.</b> <i>Hal Jones Contractor</i> <i>Ranger Construction Industries</i> <i>Sharpe Brothers</i> <i>Vecellio &amp; Grogan, Inc.</i>
<b>212</b> <b>Millie and Severson General Contractors</b> <i>Millie and Severson General Contractors</i>	<b>231</b> <b>Iovino Enterprises</b> <i>J-Track</i> <i>MLJ Contracting</i> <i>TC Electric</i> <i>Welkin Mechanical</i>
<b>214</b> <b>Klinger Cos. Inc.</b> <i>Gleeson Constructors &amp; Engineers, L.L.C.</i> <i>Klinger Constructors, LLC</i> <i>W.A. Klinger, L.L.C.</i> <i>Younglove Construction, L.L.C.</i>	<b>236</b> <b>The Lemoine Co.</b> <i>Lemoine Disaster Recovery</i> <i>Lemoine Pipeline Services</i> <i>Matrix Building Systems</i>
<b>215</b> <b>DIMEO Construction Co.</b> <i>Grande Masonry</i>	<b>237</b> <b>Butz Enterprises Inc.</b> <i>Alexander Building Construction Co.</i> <i>Alvin H. Butz, Inc.</i> <i>Procida Butz</i> <i>Shoemaker Construction Co.</i>
<b>216</b> <b>Deacon Construction LLC</b> <i>Deacon Construction LLC</i>	<b>241</b> <b>New South Construction Co.</b> <i>NSC Construction Company LLC</i>
<b>217</b> <b>Superior Construction Holding Co. Inc.</b> <i>Superior Construction Co., Inc.</i> <i>Superior Construction Southeast LLC</i>	<b>243</b> <b>IPS-Integrated Project Services LLC</b> <i>IPS BioEngineering Technology (Shanghai) Co., Ltd</i> <i>IPS BioPharmaceutical Technology Consulting (Tianjin) LLC</i> <i>IPS International Private Ltd.</i> <i>IPS-Integrated Project Services (Germany) GmbH</i> <i>IPS-Integrated Project Services (Ireland) Limited</i> <i>IPS-Integrated Project Services GmbH</i> <i>IPS-Integrated Project Services Limited</i> <i>IPS-Integrated Project Services Pte. Ltd.</i> <i>IPS-Integrated Project Services, ULC</i> <i>IPS-Mehtalia Pvt. Ltd.</i> <i>IPS-Serviços de Projetos Integrados Ltda.</i> <i>The Cardinal Group USA, LLC</i>
<b>218</b> <b>J. Fletcher Creamer &amp; Son Inc.</b> <i>Creamer Jingoli, LLC</i> <i>Creamer Sanzari JV</i> <i>J. Fletcher Creamer &amp; Son, Inc.</i>	
<b>220</b> <b>Bozzuto Construction Co.</b> <i>Bozzuto Building</i> <i>Bozzuto Contracting Company</i> <i>Bozzuto Contractors, Inc.</i>	
<b>221</b> <b>PARIC Holdings</b> <i>Cooperative Building Solutions</i> <i>Henning Companies</i>	
<b>222</b> <b>The Middlesex Corp.</b> <i>Mass. Ready-mix, LLC</i> <i>Middlesex Asphalt, LLC</i> <i>Middlesex Materials Holdings, Inc.</i> <i>Middlesex Paving, LLC</i>	

## 2021 Top 400 Contractors – Subsidiaries by Rank

Rank	Company	Subsidiary	Rank	Company	Subsidiary
246	<b>Exyte US Inc.</b>	<i>Exyte US Inc.</i>	281	<b>KBE Building Corp.</b>	<i>KBE-NY New Valley Construction</i>
248	<b>Aristeo Construction Co.</b>	<i>Aristeo Construction Company Aristeo Installation</i>	282	<b>SEMA Construction Inc.</b>	<i>SEMA Precast, Inc.</i>
250	<b>Commercial Contracting Corp.</b>	<i>Commercial Contracting de Mexico</i>	286	<b>Shiel Sexton Co. Inc.</b>	<i>Anova Technical Services</i>
252	<b>Pernix Group Inc.</b>	<i>BE&amp;K Building Group LLC Pernix Federal LLC Pernix Fiji Ltd Pernix Germany GmbH Pernix Guam LLC Vanuatu Utilities &amp; Infrastructure, Ltd</i>	290	<b>Shaw Construction</b>	<i>Shaw Builders LLC Shaw Construction LLC Shaw Construction of Wyoming</i>
254	<b>Security Paving Co. Inc.</b>	<i>Security Paving Co Inc.</i>	291	<b>Allied Power</b>	<i>Allied Group Holdings, LLC Allied Group Intermediate Holdings, LLC Allied Group SPV, LLC Allied Power Holdings, LLC Allied Power Management, LLC Allied Power Resources, LLC Allied Power Services, LLC Allied Power Sole Member, LLC</i>
255	<b>CDM Smith</b>	<i>CDM Constructors Construction CDM Federal Programs Engineering Consulting The Louis Perry Group Engineering Consulting</i>	294	<b>Perlo Construction</b>	<i>Perlo Construction LLC Perlo Structures LLC</i>
258	<b>Saunders Construction Inc.</b>	<i>Heath Construction, LLC Saunders Express, LLC</i>	298	<b>Contegra Construction</b>	<i>Capri Pools and Aquatics</i>
260	<b>GH Phipps Construction Cos.</b>	<i>GH Phipps Wyoming LLC</i>	300	<b>The Korte Co.</b>	<i>Korte Design</i>
267	<b>Sletten Cos.</b>	<i>Resolute Performance Iron, Inc. SCC Energy Services, Inc. Sletten Construction Company Sletten Construction of Nevada, Inc. Sletten Construction of Wyoming, Inc.</i>	303	<b>Lyles Construction Group</b>	<i>American Paving Co. New England Sheet Metal and Mechanical Co. W. M. Lyles Co.</i>
270	<b>Bulley &amp; Andrews</b>	<i>Bulley &amp; Andrews Concrete Restoration Bulley &amp; Andrews Masonry Restoration</i>	304	<b>Crowder Constructors Inc.</b>	<i>Crowder Construction Company Crowder Industrial Construction LLC</i>
274	<b>Chasse Building Team</b>	<i>Southwest Architectural Builders-SAB LLC</i>	308	<b>Haselden Construction</b>	<i>HRS Restoration Services</i>
275	<b>Mascaro Construction Co. LP</b>	<i>Mascaro Contracting, LP Mascaro Pipeline, LP Mascaro Specialty Services, LP</i>	312	<b>Pioneer Construction</b>	<i>Metal Tech Building Specialties Tailored Building Systems</i>

## 2021 Top 400 Contractors – Subsidiaries by Rank

**Rank Company** *Subsidiary*

**Rank Company** *Subsidiary*

**316 Quandel Enterprises Inc.**

*J. Vinton Schafer & Sons, Inc.  
Performance Construction Services, Inc.  
Pyramid Construction Services, Inc.  
QEI Construction Group, LLC  
Quandel Constructon Group, Inc.  
Susquehanna Supply Company Inc.*

**322 Blythe Development Co.**

*Blythe Brothers Asphalt Co.  
Blythe Development Co.*

**325 Williams Industrial Services Group Inc.**

*Williams Industrial Services, LLC  
Williams Plant Services, LLC  
Williams Specialty Services, LLC*

**329 Gemma Power Systems**

*Gemma Plant Operations, LLC  
Gemma Renewable Power, LLC*

**336 Bradbury Stamm Construction Inc.**

*Bradbury Stamm Contractors, Inc.  
Bradbury Stamm Taos, LLC  
Bradbury Stamm Winkelman LLC*

**339 Doran Cos.**

*Doran Architecture, Inc  
Doran Architecture, LLC  
Doran Construction  
Doran Construction West  
Doran Special Projects*

**344 Current Builders**

*Current Builders, Inc.*

**350 Congruex**

*CHC Consulting, LLC  
Gudenkauf LLC  
HHS Construction, LLC  
Southeast Utilities of Georgia LLC  
Terra Technologies LLC  
True North Management Services, LLC  
WhiteCO LLC*

**354 S&B USA Construction**

*Fay Southeast, S&B USA Construction  
Fay, S&B USA Construction*

**358 Ulliman Schutte Construction LLC**

*Clark US LLC  
Construction Engineers - US, A Joint Venture*

**370 Wespac Construction Inc.**

*Wespac Communities  
Wespac Construction  
Wespac Residential*

**377 VJS Construction Services**

*VJS Lincoln, Inc.*

**386 The Norwood Co.**

*Norwood Company  
Norwood Construction Services*

**388 Russell Construction Co. Inc.**

*Russell HBD LLC.*

**391 The Jaynes Cos.**

*Jaynes Colorado  
Jaynes Corporation  
Jaynes Corporation  
Jaynes Structures  
Jaynes Texas*

**395 Kiely Family of Cos.**

*AE Stone  
JF Kiely Construction Co  
JF Kiely Construction Co of PA  
Kiely Engineering  
Kiely Pipeline Integrity*